



 **RADHEX**
A B U T M E N T S



INDEX

INTRODUCTION	3
PHE/PHEA connection	9
PHI/PHIA/PHIA + connection	15
PCI connection	21
PCI +plus connection	27
PMU connection (SLD cm/ SLD bm)	33
SLD connection (SLD cemented abutment c/ SLD b)	37
Prosthetic Attachments Complements	39
Torque Charts	40



Radhex Implants®, with its roots in the dental sector, stands as a benchmark thanks to its exclusive dedication to the manufacturing and marketing of implants and components intended for making prostheses for dental implants.

Nestled in the highest production standards, the company stands out for its commitment unwavering with excellence.

The firm not only distinguishes itself by offering a wide range of superior quality products, but also it also stands as a pioneer in innovative solutions within the field of implant-prosthetics. dental. Its current leadership in the quality of pillar manufacturing, with various connectivities, is a tangible testimony of your commitment to technical excellence.

The constant search for technical perfection is reflected in each phase of the production process, where precision and innovation converge to create products that not only deliver, but exceed market expectations.

Radhex Implants® has consolidated its position as a leader by fusing the most advanced technology with experience in the dental sector, thus guaranteeing the delivery of cutting-edge solutions that raise the standard in the dental implant-prosthetics industry.



About Radhex

We make our products using state-of-the-art technology and complying with the most rigorous quality regulations. This involves constant monitoring of the dimensional tolerances and sanitary requirements of the attachments. The manufacturing of the components is carried out following extremely strict parameters and procedures, outlined by our engineers in close coordination with renowned professionals and dentists.

Trajectory and Commitment

Since 2004, we have consolidated our operational presence in Spain, standing out for providing a wide variety of dental abutments that are fully compatible with the main implant brands on the market. Our commitment is to offer cutting-edge products from a technical point of view, guaranteeing the highest quality standards and providing exceptional solutions that meet the specific demands of our customers.

Assured quality

At **Radhex Implants®**, the absolute priority is the quality and excellence of our products. We implement rigorous quality controls to guarantee the functionality, safety and quality of our products, thus meeting the most demanding market expectations.

Our management system at **Radhex Implants®** is designed to comply with all applicable regulatory requirements. This comprehensive approach ensures that every phase of our process, from design to manufacturing and delivery, is aligned with current regulations to deliver products that meet the highest quality and safety standards.

Medical Product Manufacturing License
Issued by the AEMPS, (Spanish Agency for Medicines and Health Products).

CE marking
All our products have the CE marking

ISO 13485:2016. Quality Management System for Medical Devices.
Certificate No. MD 679162



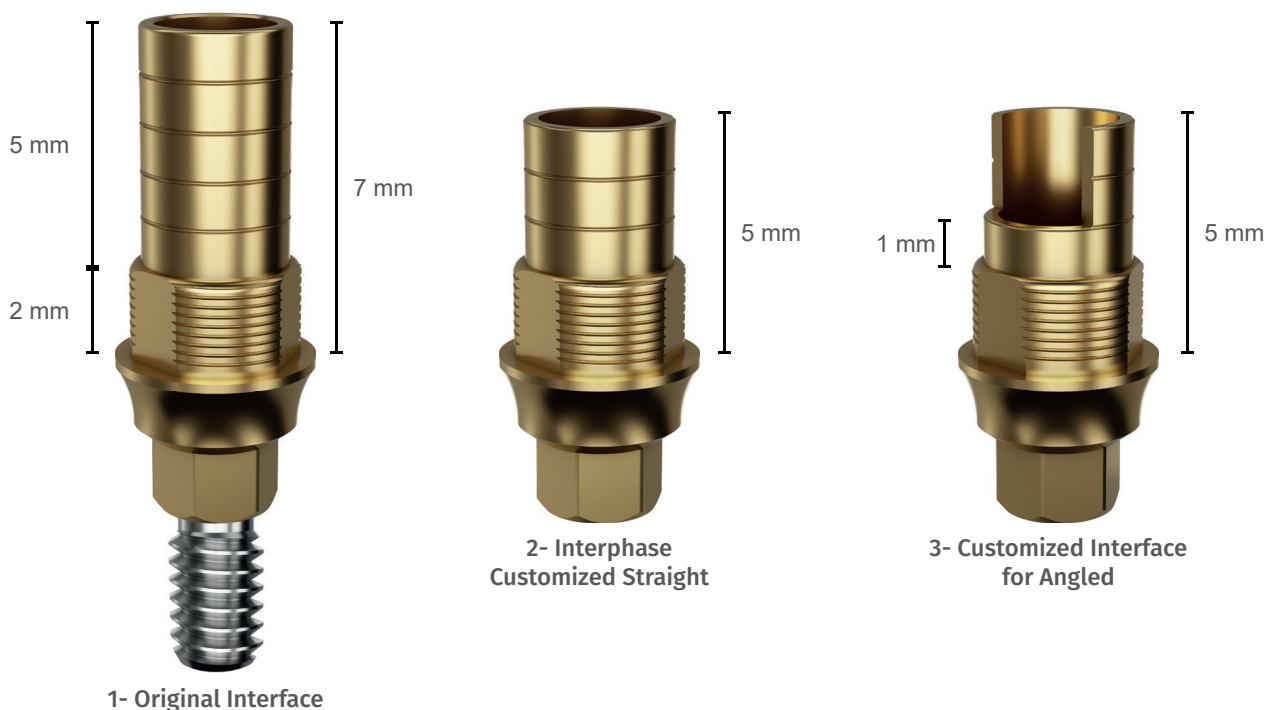
TI BASE, Customizable Interfaces

Multiplying Clinical Versatility with Prosthetic Flexibility

The selection that allows perfect clinical adaptability to different gingival thicknesses and the adequate performance according to the prosthetic height available for each case.

Gold Anodized Surface finish, to facilitate obtaining an optimal degree of light refraction, and high aesthetics for the gingival tissues, in the emergency area.

The selection that allows perfect clinical adaptability to different gingival thicknesses and the adequate performance according to the prosthetic height available for each case and with the potential of a adaptation to angular dynamics.



Designs designed for success

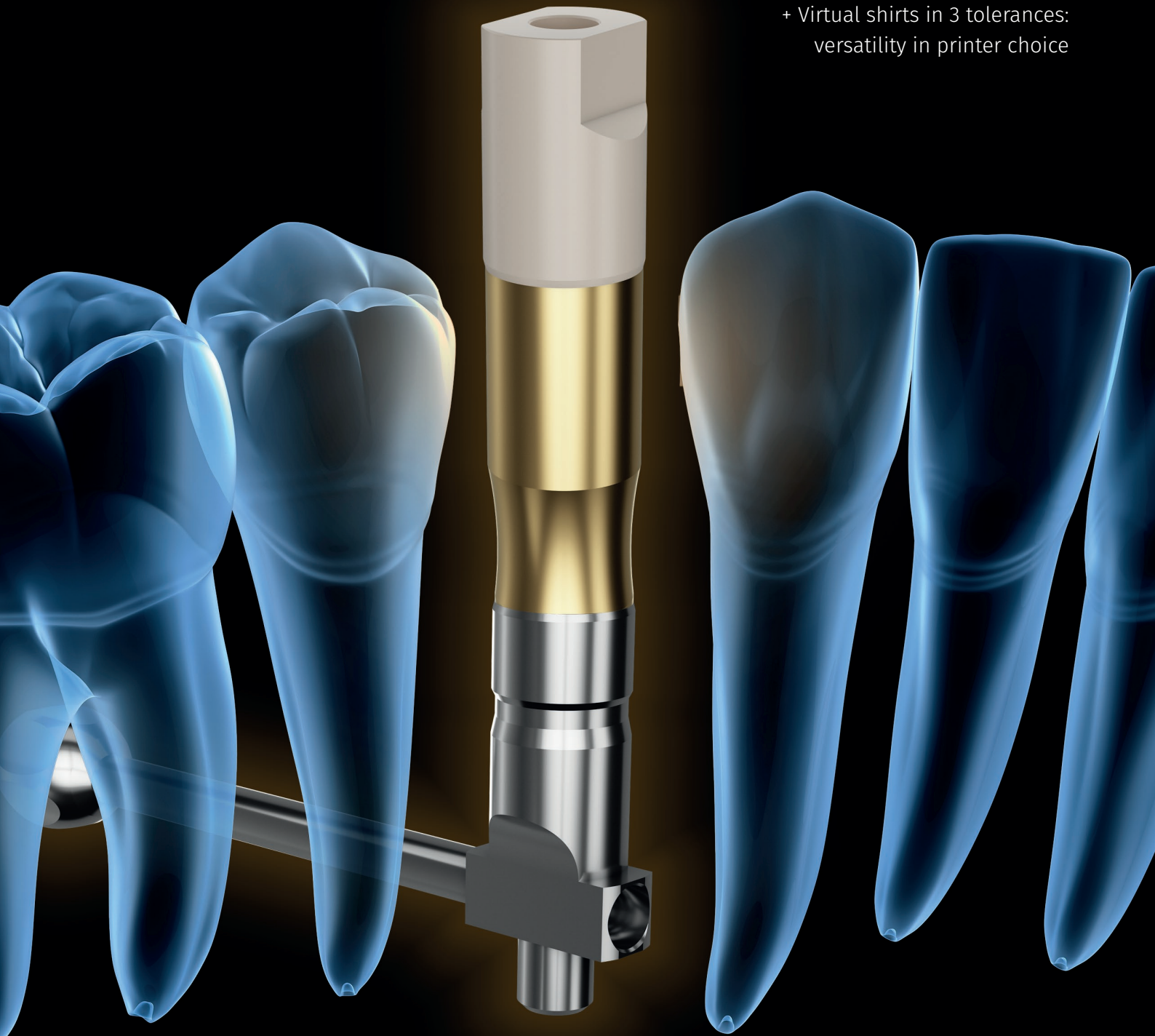
- + Geometry designed to facilitate milling: **100% Customizable** = Total Adaptability millimeter by millimeter.
- + **Customizable Geometry**: Standard 7mm with Trim Orientation Guide Marks every 1mm.
- + Possibility of **Straight Upper** Cylinder Cuts from 7.0 mm, to 6.0 mm, 5.0 mm, 4.0 mm, and 3.0 mm.
- + Freedom to **Cut Bevel or Step** for microscrew adjustment angulation.
- + **CAD-CAM libraries** available for all possible variations, with Alternative Tolerances.
- + **Greater support** surface for the prosthesis, preventing insufficient thickness for certain materials..
- + Maximum Retention Surface for Adhesive Agent, equipped with **Retentive Microgrooves**.
- + Presence of **three Facets to prevent micro-rotation** that makes prosthesis detachment possible.
- + **Variable Transgingival sections** available in 0.5, 1.5, 3.0 and 4.5 mm height.
- + Option for **Rotary and Anti-rotational Fitting in the Interface - Implant connection**.
- + **Connection Platforms Adapted** to the connectivity of the **Radhex Implants®** system.

The revolutionary design of the Digital Analog, which has a high-stability fixation system, stands out for ensuring precise positioning of the analog in a three-dimensional model. The strategic arrangement of a fixing screw in the lateral area and a locking geometry in the lower area work together to ensure correct placement of the analog.

The inclusion of a lateral screw not only contributes to robust fixation, but also allows working with an articulator without compromising bite registration. This additional functionality expands the possibilities and flexibility during procedures, providing a comprehensive solution for professionals seeking precision and comfort in creating 3D models in dentistry.

ANA-D: The Digital Analogue

- + Total control of Verticality.
- + Precise management of Indexing.
- + Transverse screw for Stabilization
- + Virtual shirts in 3 tolerances:
versatility in printer choice



SCAN BODIES Abutments


Digital Transfer Pillars of maximum Precision, Adjustment and Security

One scan post system for all solutions:

The innovative high-precision Scan Abutment concept, which revolutionizes dentistry by providing access to a fully integrated digital workflow.

This next-generation scanning abutment is compatible with intraoral scanning devices and extraoral, allowing precise data capture for the direct creation of implant structures.

Additionally, it enables integration with our advanced Custom Interface System, as well as high-precision 3D printed models intended for digital analogues.



ADVANTAGES:

- + One Scan Body for everything
- + Unique
- + Versatile
- + Practical

Radhex Digital Scan Bodies

Main features:

- + **Adaptable** with **intraoral scanning** systems in clinical environments and **extraoral scanning** systems in the laboratory setting.
- + It incorporates a **captive screw** that facilitates the assembly process and prevents losses.
- + Antibacterial surface, with **Anodized Gold Surface** treatment biocompatible with gingival health.
- + **Titanium connection area** ensuring a durable union and allowing radiographic (Rx) control.
- + The upper part, made of **PEEK**, to optimize the reading and location of the implant.
- + It guarantees **maximum precision** in the Z axis when supported by the implant or analogue.
- + It presents a **micrometric tolerance** throughout the entire production process.
- + **Unequivocal identification** by reference inscribed by laser marking.
- + It has **two heights** for connectivity to Implants: 10 mm in standard format and 15 mm for situations in which the implant is very submerged.
- + For **PMU platform** on multi-unit pillar, it has 9 mm in standard format and 12 mm for situations in which the implant is very submerged.
- + Available for extraoral scanning.

Our Libraries:

Direct to Implant:

Using the Direct Implant library from **Radhex Implants®**, you will have the ability to design various structures directly linked to the implant connection.

Ti Base Interfaces:

With our Optimized Customizable Interface, we provide an alternative for working on implants through it with excellent finishing qualities. This library allows the creation of a wide range of prostheses designed to be placed on the interface, concluding the process using the cementation or screwing technique.

This solution stands out for its versatility, guaranteeing high-quality aesthetic finishes and offering multiple options for the manufacture of prostheses. In addition, CAD libraries are available for all possible variations that arise from the customization of the interface, thus providing a comprehensive approach adapted to the specific needs of each case.

3D modeling:

Through intraoral scanning technology, we can generate three-dimensional models that significantly speed up and simplify the workflow in the laboratory. The combination of this advanced technique with our high-precision digital analogues allows us to complete projects more efficiently and profitably.

We are committed to helping you determine the type of adjustment your printer provides, in order to provide you with the most suitable and personalized library for your specific job.

We have options that have various tolerances to adapt to the wide range of print qualities offered by printers available on the market today.

PHE/PHEA connection EXTERNA HEXAGONAL

ES platform \varnothing 3.50 mm
EM platform \varnothing 4.10 mm

Connectivity

Nobel Biocare NP and RP Bränemark System Type Platforms.



PHE/PHEA

CICATRIZATION

The level of post-surgical protection is the basis of excellent cicatrization. Components designed for a high level of tissue protection and easy identification either in two-phase submerged surgical technique, or with trans gingival former for one phase.

CLOSING COVERS

PLATFORMS

ES \varnothing 3,50 mm	ES-TAP001
EM = \varnothing 4,10 mm	EM-TAP001

Maximum Protection. Provided with Implant. Color coded for platform identification. Component made of Grade 5 titanium - Ti 6Al 4V alloy -



GINGIVAL SHAPERS

TRANSGINGIVAL AREA HEIGHTS

PLATFORMS	2 mm	3 mm	4 mm	5 mm	6 mm
ES \varnothing 3,50 mm		ES-CNF3040	ES-CNF4040	ES-CNF5040	ES-CNF6040
EM = \varnothing 4,10 mm	EM-CNF2045	EM-CNF3045	EM-CNF4045	EM-CNF5045	EM-CNF6045

Smooth, atraumatic edges. Different trans-gingival heights from 2 mm to 6 mm. Trans-gingival emergence with anatomical design for optimal behavior of periodontal tissues. Maximum precision and optimal GAP closure. Component made of Grade 5 titanium - Ti 6Al 4V alloy -



PROVISIONALIZATION

Whether immediate or deferred loading, the successful aesthetic and temporary restoration of teeth is based on a provisional abutment, which guarantees adequate formation of emergencies, favoring the generation of interproximal papillae and gingival seat for the pontics.

PROVISIONAL PILLARS

PLATFORMS	Rotary	No Rotary
ES \varnothing 3,50 mm	ES-PRO-C	ES-PRO-H
EM = \varnothing 4,10 mm	EM-PRO-C	EM-PRO-H

Micro-threaded profile with grooves and retentive design to ensure the adhesion and stability of acrylics or composites. Upper portion of chimney, extra thin to facilitate trimming by milling. Trans-gingival emergence of 1 mm height. Available in rotating and anti-rotating format. Maximum precision and optimal GAP closure. It is provided with an internal adjustment microscrew. Component made of Grade 5 titanium - Ti 6Al 4V alloy-. Suitable for intraoral welding with titanium bar.



ANALOG RECORDING AND TRANSFER

Whether immediate or deferred loading, the successful aesthetic and temporary restoration of teeth is based on a provisional abutment, which guarantees adequate formation of emergencies, favoring the generation of interproximal papillae and gingival seat for the pontics.

TRANSFER PILLAR

PLATFORMS	Open Bucket	Closed Bucket
ES \varnothing 3,50 mm	ES-TRF ABI + ES-TOR LAB A	ES-TRF CER + ES-TOR LAB C
EM = \varnothing 4,10 mm	EM-TRF ABI + EM-TOR LAB A	EM-TRF CER + EM-TOR LAB C

For Open Tray: Right-angle retentive profile with extra-long screw. For Closed Tray Non-retentive profile, with smooth curves with long screw to close chimney. Flat facet for prosthetic indexing registration. Maximum stability for registration with elastomers or silicones. Complementary component: Long internal adjustment screw. Made of surgical stainless steel.



ANALOG REPLICAS

PLATFORMS

ES Ø 3,50 mm	ES-ANA0350
EM = Ø 4,10 mm	EM-ANA0410

Retentive profile with diameter jumps calculated for optimal retention of impression printing material. Flat facet for fixing the register prosthetic indexing in the working model. Available for PHE350 and PHE410 Platform Implants. Component made of stainless steel. Also Available for the following accessories: PMU abutments - Multi unit abutments. ATB Attaches System - Ball Attaches. LOC Attaches System - Attaches Prosthesis Locator. Use together with corresponding transfer pillars.



PHE DIGITAL REGISTRATION AND TRANSFER

Radhex prosthetic components for digital restorations using CAD-CAM.


Posts for scanning, Analog Replicas for the creation of digital models and Titanium bases - interface, are now available to be used in the design and development of the highest precision through the digital flow.

SCANBODIES

PLATFORMS

ES Ø 3,50 mm	ES-SCANB H10	ES-SCANB H15
EM = Ø 4,10 mm	EM-SCANB H10	EM-SCANB H15

Peek scan body on seat-to-platform base in anodized titanium. Two easy-to-read parallel and two perpendicular scanning facets for precise referencing and positional registration. It has two available heights, to facilitate intraoral digital impression according to the vertical dimension and mouth opening of the patient. Component made of peeky titanium Grade 5 - Ti 6Al 4V alloy-. It is provided with an internal adjustment microscrew.



DIGITAL ANALOG

PLATFORMS

ES Ø 3,50 mm	ES-ANA 350 D
EM = Ø 4,10 mm	EM-ANA 410 D

Introduction Digital Analog ascending in working model. Screwed transverse positioner for vertical stabilization and indexing control by locking fins in working model. Maximum precision and stability in working model.



TI BASIS INTERFACES – INTERMEDIATE PILLAR

PLATFORMS

	Rotary (IFC)	No Rotary (IFH)		
ES Ø 3,50 mm	ES-IFC 0542	ES-IFC 3042	ES-IFH 0542	ES-IFH 3042
EM = Ø 4,10 mm	EM-IFC 0542	EM-IFC 3042	EM-IFH 0542	EM-IFH 3042
ES Ø 3,50 mm	ES-IFC 1542	ES-IFC 6042	ES-IFH 1542	ES-IFH 6042
EM = Ø 4,10 mm	EM-IFC 1542	EM-IFC 6042	EM-IFH 1542	EM-IFH 6042

Titanium Bases with an available height of 7 mm for adhesive retention, cuttable by milling with marks every 1 mm in height. Attachment profile with retentive microgrooves for secure adhesion of the prosthetic component. Trans-gingival emergence available in 0.5 mm, 1.5 mm, 3.0mm, and 6mm. Tall. Soft, anatomical and progressive emergence profile design to ensure the adequate behavior of peri-implant soft tissues. Available in rotating and anti-rotating formats according to need. Hermetic GAP closure. Component made of Grade 5 titanium - Ti 6Al 4V alloy - It is provided with an internal adjustment microscrew.



CEMENTED FIXED PROSTHESIS

Introduction Digital Analog ascending in working model. Screwed transverse positioner for vertical stabilization and indexing control by locking fins in working model. Maximum precision and stability in working model.

STRAIGHT MILLABLE ABUTMENTS

TRANSGINGIVAL AREA HEIGHTS

PLATFORMS

	1 mm	2 mm	3 mm	4 mm	5 mm	6 mm
ES Ø 3,50 mm	ES-PIR1040	ES-PIR2040	ES-PIR3040	ES-PIR4040	ES-PIR5040	ES-PIR6040
EM = Ø 4,10 mm	EM-PIR1045	EM-PIR2045	EM-PIR3045	EM-PIR4045	EM-PIR5045	EM-PIR6045

Available height of 7 mm for adhesive retention. Convergence angle of 5.5°, appropriate to ensure cementing stability. Pillar profile with micro trunks for each millimeter of height to identify height by milling cutout. Variable trans-gingival emergence from 1 mm to 6 mm in height. Soft, anatomical and progressive emergence profile design to ensure the adequate behavior of peri-implant soft tissues. Flat facet to ensure anti-rotational stability of the cemented crown. Maximum precision and optimal GAP closure. Component made of Grade 5 titanium - Ti 6Al 4V alloy-. It is provided with an internal adjustment microscrew.



MILLABLE ANGLED PILLARS 15° AND 25°

PLATFORMS	TRANSGINGIVAL AREA HEIGHTS			
	Angulation	2 mm	3 mm	4 mm
ES Ø 3,50 mm	15°	ES-PIQ2040	ES-PIQ3040	ES-PIQ4040
EM = Ø 4,10 mm	15°	EM-PIQ2045	EM-PIQ3045	EM-PIQ4045
ES Ø 3,50 mm	25°	ES-PIV2040	ES-PIV3040	ES-PIV4040
EM = Ø 4,10 mm	25°	EM-PIV2045	EM-PIV3045	EM-PIV4045

Available height of 7 mm for adhesive retention. Convergence angle of 5.5°, appropriate to ensure cementing stability. Variable trans-gingival emergence of 2 mm, 3 mm and 4 mm height. Product available with 15° and 25° angular inclination. Axial rotation indexing jumps every 30°, allowed by the double-shaped hexagon of the angled pillars. Soft, anatomical and progressive emergence profile design to ensure the adequate behavior of peri-implant soft tissues. Maximum precision and optimal GAP closure. Component made of Grade 5 titanium - Ti 6Al 4V alloy-. It is provided with an internal adjustment microscrew.



PHE/PHEA

DIRECT SCREWED FIXED PROSTHESIS

Maximum precision attachments, for prostheses screwed directly to implants. The highest aesthetic, functional and biological performance, guaranteeing long-term health and restorative stability.

TOTAL BURNABLES

PLATFORMS	Rotary	No Rotary
ES Ø 3,50 mm	ES-CAC0350	ES-CAH0350
EM = Ø 4,10 mm	EM-CAC0410	EM-CAH0410

External profile with retentive micro-threading to facilitate waxing. Preformed trans-gingival emergence 1 mm high. Available in rotating format, (white), and anti rotating, (Red). Optimal Gap Closure. Made of Polyacetal. Complementary component: Internal adjustment microscrew.



CASTABLE WITH CR CO BASE

PLATFORMS	Rotary	No Rotary
ES Ø 3,50 mm	ES-SCC 0350 S	ES-SCH 0350 S
	ES-SCC 0350 L	ES-SCH 0350 L
EM = Ø 4,10 mm	EM-SCC 0410 S	EM-SCH 0410 S
	EM-SCC 0410 L	EM-SCH 0410 L

External profile with retentive micro-threading to facilitate waxing. Cobalt Chrome base for over-casting. Preformed trans-gingival emergence with 1 mm and 2.5 mm height option. Available in rotating (white) and anti-rotating (red) formats. Maximum precision and optimal GAP closure. This requirement is met with optimal safety in devices based on Cobalt Chrome, because they maintain the machined section that ensures an adjustment that meets the precise manufacturing tolerances by machining. Component made of Polyacetal with a cobalt chrome metal base. It is provided with an internal adjustment microscrew.



INDIRECT SCREWED FIXED PROSTHESIS

Trans gingival abutments: The prevention of peri-implantitis, the correction of angular divergences, the regularization of the prosthetic horizon, and the equalization of bone unevenness due to atrophy, find their safe answer in rehabilitation with straight or angled Trans Gingival abutments. Responding to aesthetic demands and respecting biological space, it is the abutment for screw-retained technique with increased mechanical performance due to its robust prosthetic connection metric: 1.8mm.

MULTI UNIT PILLARS

PLATFORMS	TRANSGINGIVAL AREA HEIGHTS				
	2 mm	3 mm	4 mm	5 mm	6 mm
ES Ø 3,50 mm	ES-PMU2045	ES-PMU3045	ES-PMU4045	ES-PMU5045	ES-PMU6045
EM = Ø 4,10 mm	EM-PMU2045	EM-PMU3045	EM-PMU4045	EM-PMU5045	EM-PMU6045

Indicated To: Facilitate prosthetic insertion based on two concepts: 1. Correct non-parallelisms and angulations between implants. 2. Have trans-gingival section that solves the problem of platforms positioned below the gingival horizon. Equalize the different existing levels due to variable gingival thicknesses, bone atrophies in multiple prostheses. Provide a maximum level of prevention to peri-implantitis problems by excellent sealing of the implant-attachment GAP, in the deep area, where it prevents the progression of anaerobic germs. Advantages: Facilitates taking impressions and prosthetic manipulation. Avoid direct work on the implant platform, protecting its mechanical integrity. "Telescopic" effect, which provides greater structural flexibility to the restorative set, facilitating the passive adjustment of the structures. Reduction of bacterial infiltration in the most critical area of the implant-attachment connection GAP. Facilitates prosthetic controls and maintenance in multiple prostheses. Its components act as a "fuse valve", protecting the integrity of the implant and the prosthetic structure in case of overloads. Characteristics: Minimum height of 2 mm for the minimum prosthetic spaces, and Convergence angle of 20°, appropriate to ensure the correction of angular discrepancies between implants up to 40°. Pillar profile with micro groove and hexagonal faceting to ensure threading. Variable trans-gingival emergence from 2 mm to 6 mm in height. Soft, anatomical and progressive emergence profile design to ensure the adequate behavior of peri-implant soft tissues. Optimal GAP adjustment. Component made of Grade 5 titanium - Ti 6Al 4V alloy -



MULTI UNIT ANGLED PILLARS

PLATFORMS	TRANSGINGIVAL AREA HEIGHTS	
	Angulation	
ES Ø 3,50 mm	17°	ES-PMUA 17°
EM = Ø 4,10 mm	17°	EM-PMUA 17°
ES Ø 3,50 mm	30°	ES-PMUA 30°
EM = Ø 4,10 mm	30°	EM-PMUA 30°



Indicated For:

Facilitate prosthetic insertion based on the following concepts: 1. Correct disparallelisms and angulations between implants, up to 100°. 2. Have angles of 17° and 30° of the user's choice. 3. Indicated for multiple abutment prostheses (not unitary). Includes positioner for proper implant placement. The microscrew for holding the implant is the one corresponding to each platform. The microscrew to hold the prosthesis on this abutment is 1.8 mm in size, which guarantees maximum prosthetic stability for screw-retained restorations. Recommended torque: 35 Ncm. It is provided with an internal adjustment microscrew.

REMOVABLE PROSTHESIS

The safest therapeutic option, with excellent clinical results and optimal maintenance of chewing function in rehabilitations with overdentures.

SPHERICAL ATTACHMENTS

PLATFORMS	TRANSGINGIVAL AREA HEIGHTS					
	1 mm	2 mm	3 mm	4 mm	5 mm	6 mm
ES Ø 3,50 mm	ES-ATB0010	ES-ATB0020	ES-ATB0030	ES-ATB0040	ES-ATB0050	ES-ATB0060
EM = Ø 4,10 mm	EM-ATB0010	EM-ATB0020	EM-ATB0030	EM-ATB0040	EM-ATB0050	EM-ATB0060



2.5 mm diameter retentive sphere, equipped with an internal hexagon for applying threading torque. Reduced neck that connects with the trans-gingival section without anti-rotating geometries, demarcating a soft profile that facilitates the maintenance of hygiene by the patient. Variable trans-gingival emergence from 1 mm to 6 mm in height in 1 mm intervals. Soft, anatomical and progressive emergence profile design to ensure the adequate behavior of peri-implant soft tissues. Accessories: Metal cup and color-coded elastic retainers of different intensity. Maximum precision and optimal GAP closure. Component made of Grade 5 titanium - Ti 6Al 4V alloy -

PROSTHESIS LOCATOR ATTACHMENTS

PLATFORMS	TRANSGINGIVAL AREA HEIGHTS					
	1 mm	2 mm	3 mm	4 mm	5 mm	6 mm
ES Ø 3,50 mm	ES-LOC0010	ES-LOC0020	ES-LOC0030	ES-LOC0040	ES-LOC0050	ES-LOC0060
EM = Ø 4,10 mm	EM-LOC0010	EM-LOC0020	EM-LOC0030	EM-LOC0040	EM-LOC0050	EM-LOC0060



Convex-retentive waist of 0.9 mm in height, ensuring maximum retention in a minimum height travel, and equipped with an internal triangular connection for application of threading torque. Neck that connects with trans-gingival section demarcating a soft profile that facilitates the maintenance of hygiene by the patient. Variable trans-gingival emergence from 1 mm to 6 mm in height in 1 mm intervals. Smooth, straight emergence profile design to ensure adequate placement maneuver of elastic components processed indirectly in the laboratory or directly in the patient's mouth. Accessories: Metal cup and color-coded elastic retainers of different retentive intensity. It also has a key for inserting and removing elastic components. Maximum precision and optimal GAP closure. Maximum surface hardness ensured by the TiN surface coating, in Titanium Nitride, which at the same time gives a golden appearance, warmer for the oral environment. Component made of Grade 5 titanium - Ti 6Al 4V alloy -

MIXED ANGLED BASE SYSTEMS

Versatility in its purest form exists: high-precision angular correction for fixed screw-retained prosthesis or Removable Prosthesis. Multipurpose bases with correction angles of 10°, 20° and 30°, and availability of transgingival heights up to 6 mm in 1 mm intervals.

ITS PRESENTATION AND COLOR CODES:



10°


20°

30°

MULTIPURPOSE ANGULAR CORRECTION

PLATFORMS	TRANSGINGIVAL AREA HEIGHTS	
	Angulation	
ES \varnothing 3,50 mm	10°	ES-BAU10
EM = \varnothing 4,10 mm	10°	EM-BAU10
ES \varnothing 3,50 mm	20°	ES-BAU20
EM = \varnothing 4,10 mm	20°	EM-BAU20
ES \varnothing 3,50 mm	30°	ES-BAU20
EM = \varnothing 4,10 mm	30°	EM-BAU20

Universal Angled Bases, (BAU). Angled bases for correction of disparallelisms between implants, indicated for multipurpose restoration, available in 10°, 20° and 30° angular inclination. Direct connection from Base to Implant using micro-thru screw. Supra-component connection using a fine pitch thread, with high stability. Supra-component emergence profile design, for different trans-gingival heights. Optimal GAP adjustment. Component made of Grade 5 titanium - Ti 6Al 4V alloy - For LOC component, apply TiN coating.



ACCESSORIES AVAILABLE

PLATFORMS	TRANSGINGIVAL AREA HEIGHTS					
	1,5 mm	2 mm	3 mm	4 mm	5 mm	6 mm
PMU LINE	BAU PMU 15	BAU PMU 20	BAU PMU 30	BAU PMU 40	BAU PMU 50	BAU PMU 60
ATB LINE	BAU ATB 15	BAU ATB 20	BAU ATB 30	BAU ATB 40	BAU ATB 50	BAU ATB 60
LOC LINE	BAU LOC 15	BAU LOC 20	BAU LOC 30	BAU LOC 40	BAU LOC 50	BAU LOC 60



MICRO SCREWS

INTERNAL MICRO SCREWS

ES \varnothing 3,50 mm	EM = \varnothing 4,10 mm
ES-TOR CLI	EM-TOR CLI



For platform PHE350 – ES: metric 1.6 mm. For platform PHE410 – EM: metric 2.0 mm. Socket hex: 1.25mm. Component manufactured in titanium Grade 5 - Ti 6Al 4V alloy– Insert with: Manual Screwdriver 1.20 mm long or short, (DTM120 S / DTM120 L). Counter angle screwdriver 1.20 mm long or short, (DTC120 S / DTC120 L). Recommended torque: 35 for ES platform and 40 Ncm for EM platform.

SCAN B, TOTAL PRECISION



PHI/PHIA/PHIA + Connection INTERNAL HEXAGONAL

Platform IS \varnothing 3.50 mm
Platform IM \varnothing 4.50 mm

Connectivity

ZIMMER Tapered Screw-Vent Type Platforms: \varnothing 3.50, \varnothing 4.50.



CICATRIZATION

The level of post-surgical protection is the basis of excellent Cicatrization. Components designed for a high level of tissue protection and easy identification either in a two-phase submerged surgical technique, or with a trans-gingival former for one phase.

CLOSING COVERS

PLATFORMS

IS = \varnothing 3,50 mm	IS-TAP001
IM = \varnothing 4,50 mm	IM-TAP001

Maximum Protection. Provided with Implant. Color coded for platform identification. Component made of Grade 5 titanium - Ti 6Al 4V alloy -



GINGIVAL SHAPERS

TRANSGINGIVAL AREA HEIGHTS

PLATFORMS	1 mm	2 mm	3 mm	4 mm	5 mm	6 mm
IS = \varnothing 3,50 mm	IS-CNF1045	IS-CNF2045	IS-CNF3045	IS-CNF4045	IS-CNF5045	IS-CNF6045
IM = \varnothing 4,50 mm	IM-CNF1045	IM-CNF2045	IM-CNF3045	IM-CNF4045	IM-CNF5045	IM-CNF6045

Smooth, atraumatic edges. Different trans-gingival heights from 1 mm to 6 mm. Trans-gingival emergence with anatomical design for optimal behavior of periodontal tissues. Maximum precision and hermetic GAP closure. Component made of Grade 5 titanium - Ti 6Al 4V alloy -



PROVISIONALIZATION

Whether immediate or deferred loading, the successful aesthetic and temporary restoration of teeth is based on a provisional abutment, which guarantees adequate formation of emergencies, favoring the generation of interproximal papillae and gingival seat for the pontics.

PROVISIONAL PILLARS

PLATFORMS	Rotary	No Rotary
IS = \varnothing 3,50 mm	IS-PRO-C	IS-PRO-H
IM = \varnothing 4,50 mm	IM-PRO-C	IM-PRO-H

Micro-threaded profile with grooves and retentive design to ensure the adhesion and stability of acrylics or composites. Upper portion of chimney, extra thin to facilitate trimming by milling. Trans-gingival emergence of 1 mm height. Available in rotating and anti-rotating format. Maximum precision and hermetic GAP closure. It is provided with an internal adjustment microscrew. Component made of Grade 5 titanium - Ti 6Al 4V alloy-. Suitable for intraoral welding with titanium bar.



ANALOG RECORDING AND TRANSFER

Registration method with open tray or closed tray, a perfect range of components designed for their interaction with tissues and elastomers of printing, guarantee maximum precision in the transfer of clinical work to laboratory models.

TRANSFER PILLAR

PLATFORMS	Open Bucket	Closed Bucket
IS = \varnothing 3,50 mm	IS-TRF ABI + IS-TOR LAB A	IS-TRF CER + IS-TOR LAB C
IM = \varnothing 4,50 mm	IM-TRF ABI + TOR LAB A	IM-TRF CER + IS-TOR LAB C

For Open Tray: Right-angle retentive profile with extra-long screw. For Closed Tray Non-retentive profile, with smooth curves with long screw to close chimney. Flat facet for prosthetic indexing registration. Maximum stability for registration with elastomers or silicones. Complementary component: Long internal adjustment screw. Made of surgical stainless steel.



ANALOG REPLICAS

PLATFORMS

IS = Ø 3,50 mm	IS-ANA0350
IM = Ø 4,50 mm	IM-ANA0450

Retentive profile with diameter jumps calculated for optimal retention of impression printing material. Flat facet for fixing the register prosthetic indexing in the working model. Available for PHI350 and PHI450 Platform Implants. Component made of stainless steel. Also available for the following Abutments: PMU pillars - Multi unit pillars. ATB Attaches System - Ball Attaches. LOC Attaches System - Attaches Prosthesis Locator. Use together with corresponding transfer pillars.



PHI DIGITAL REGISTRATION AND TRANSFER

Radhex prosthetic components for digital restorations using CAD-CAM.


Posts for scanning, Analog Replicas for the creation of digital models and Titanium bases – interface, are now available to be used in the design and development of the highest precision through the digital flow.

SCANBODIES

PLATFORMS

IS = Ø 3,50 mm	IS-SCANB H10	IS-SCANB H15
IM = Ø 4,50 mm	IM-SCANB H10	IM-SCANB H15

Peek scan body on seat-to-platform base in anodized titanium. Two easy-to-read parallel and two perpendicular scanning facets for precise referencing and positional registration. It has two available heights, to facilitate intraoral digital impression according to the vertical dimension and mouth opening of the patient. Component made of peeky titanium Grade 5 - Ti 6Al 4V alloy-



DIGITAL ANALOG

PLATFORMS

IS = Ø 3,50 mm	IS-ANA0350 D
IM = Ø 4,50 mm	IM-ANA0450 D

Introduction Digital Analog ascending in working model. Screwed transverse positioner for vertical stabilization and indexing control by locking fins in working model. Maximum precision and stability in working model.



TI BASIS INTERFACES – INTERMEDIATE PILLAR

PLATFORMS	Rotary (IFC)		No Rotary (IFH)	
IS = Ø 3,50 mm	IS-IFC 0542	IS-IFC 1542	IS-IFH 0542	IS-IFH 1542
IM = Ø 4,50 mm	IM-IFC 0542	IM-IFC 1542	IM-IFH 0542	IM-IFH 1542
IS = Ø 3,50 mm	IS-IFC 3042	IS-IFC 6042	IS-IFH 3042	IS-IFH 6042
IM = Ø 4,50 mm	IM-IFC 3042	IM-IFC 6042	IM-IFH 3042	IM-IFH 6042

Titanium Bases with an available height of 7 mm for adhesive retention, cuttable by milling with marks every 1 mm in height. Abutments profile with retentive micro grooves for secure adhesion of the prosthetic component. Trans-gingival emergence available in 0.5 mm, 1.5 mm, 3.0mm, and 6mm. Tall. Soft, anatomical and progressive emergence profile design to ensure the adequate behavior of peri-implant soft tissues. Available in rotating and anti-rotating formats according to need. Hermetic GAP closure. Component made of Grade 5 titanium - Ti 6Al 4V alloy - It is provided with an internal adjustment micro screw.



CEMENTED FIXED PROSTHESIS

Abutments designed for rehabilitation with direct-to-implant cemented prostheses with high aesthetic performance and occlusal stability; with emergencies anatomical to ensure long-term protection of gingival health.

STRAIGHT MILLABLE ABUTMENTS

PLATFORMS	TRANSGINGIVAL AREA HEIGHTS					
	1 mm	2 mm	3 mm	4 mm	5 mm	6 mm
IS = Ø 3,50 mm	IS-PIR1045	IS-PIR2045	IS-PIR3045	IS-PIR4045	IS-PIR5045	IS-PIR6045
IM = Ø 4,50 mm	IM-PIR1050	IM-PIR2050	IM-PIR3050	IM-PIR4050	IM-PIR5050	IM-PIR6050

Available height of 7 mm for adhesive retention. Convergence angle of 5.5°, appropriate to ensure cementing stability. Pillar profile with micro trunks for each millimeter of height to identify height by milling cutout. Variable trans-gingival emergence from 1 mm to 6 mm in height. Soft, anatomical and progressive emergence profile design to ensure the adequate behavior of peri-implant soft tissues. Flat facet to ensure anti-rotational stability of the cemented crown. Maximum precision and hermetic GAP closure. Component made of Grade 5 titanium - Ti 6Al 4V alloy - Provided with internal adjustment micro screw.



MILLABLE ANGLED PILLARS 15° AND 25°

PLATFORMS	TRANSGINGIVAL AREA HEIGHTS			
	Angulation	2 mm	3 mm	4 mm
IS = Ø 3,50 mm	15°	IS-PIQ2045	IS-PIQ3045	IS-PIQ4040
IM = Ø 4,50 mm	15°	IM-PIQ2050	IM-PIQ3050	IM-PIQ4050
IS = Ø 3,50 mm	25°	IS-PIV2045	IS-PIV3045	IS-PIV4040
IM = Ø 4,50 mm	25°	IM-PIV2050	IM-PIV3050	IM-PIV4050

Available height of 7 mm for adhesive retention. Convergence angle of 5.5°, appropriate to ensure cementing stability. Variable trans-gingival emergence of 2 mm, 3 mm and 4 mm height. Product available with 15° and 25° angular inclination. Axial rotation indexing jumps every 30°, allowed by the double-shaped hexagon of the angled pillars. Soft, anatomical and progressive emergence profile design to ensure the adequate behavior of peri-implant soft tissues. Maximum precision and hermetic GAP closure. Component made of Grade 5 titanium - Ti 6Al 4V alloy - Provided with internal adjustment microcrew.




DIRECT SCREWED FIXED PROSTHESIS

Maximum precision abutments, for prostheses screwed directly to implants. The highest aesthetic, functional and biological performance, guaranteeing long-term health and restorative stability.

TOTAL BURNABLES

PLATFORMS	Rotary	No Rotary
IS = Ø 3,50 mm	IS-CAC0350	IS-CAH0350
IM = Ø 4,50 mm	IM-CAC0450	IM-CAH0450


External profile with retentive micro-threading to facilitate waxing. Preformed trans-gingival emergence 1 mm high. Available in rotating format, (white), and anti rotating, (Red). Hermetic GAP closure. Made of Polyacetal. Complementary component: Internal adjustment microcrew.



CASTABLE WITH CR CO BASE

PLATFORMS	Rotary	No Rotary
IS = Ø 3,50 mm	IS-SCC 0350 S	IS-SCH 0350 S
	IS-SCC 0350 L	IS-SCH 0350 L
IM = Ø 4,50 mm	IM-SCC 0450 S	IM-SCH 0450 S
	IM-SCC 0450 L	IM-SCH 0450 L

External profile with retentive micro-threading to facilitate waxing. Cobalt Chrome base for over-casting. Preformed trans-gingival emergence with 1 mm and 2.5 mm height option. Available in rotating (white) and anti-rotating (red) formats. Hermetic GAP closure. This requirement is met with optimal safety in devices based on Cobalt Chrome, because they maintain the machined section that ensures an adjustment that meets the precise manufacturing tolerances by machining. Component made of Polyacetal with a cobalt chrome metal base. It is provided with an internal adjustment microcrew.



INDIRECT SCREWED FIXED PROSTHESIS

Trans gingival Abutments: The prevention of peri-implantitis, the correction of angular divergences, the regularization of the prosthetic horizon, and the equalization of bone unevenness due to atrophy, find their safe answer in rehabilitation with straight or angled Trans Gingival Abutments. Responding to aesthetic demands and respecting biological space, it is the abutment for screw-retained technique with increased mechanical performance due to its robust prosthetic connection metric: 1.8mm.

MULTI UNIT PILLARS

PLATFORMS	TRANSGINGIVAL AREA HEIGHTS					
	1 mm	2 mm	3 mm	4 mm	5 mm	6 mm
IS = Ø 3,50 mm	IS-PMU1045	IS-PMU2045	IS-PMU3045	IS-PMU4045	IS-PMU5045	IS-PMU6045
IM = Ø 4,50 mm	IM-PMU1045	IM-PMU2045	IM-PMU3045	IM-PMU4045	IM-PMU5045	IM-PMU6045

Indicated To: Facilitate prosthetic insertion based on two concepts: 1. Correct non-parallelisms and angulations between implants. 2. Have trans-gingival section that solves the problem of platforms positioned below the gingival horizon. 3. Equalize the different existing levels due to variable gingival thicknesses, bone atrophies in multiple prostheses. Provide a maximum level of prevention to peri-implantitis problems by excellent sealing of the GAP implant - Abutment, in the deep area, where it prevents the progression of anaerobic germs. Advantages: Facilitates taking impressions and prosthetic manipulation. Avoid direct work on the implant platform, protecting its mechanical integrity. "Telescopic" effect, which provides greater structural flexibility to the restorative set, facilitating the passive adjustment of the structures. Reduction of bacterial infiltration, in the most critical area of implant connection GAP - Abutment. Facilitates prosthetic controls and maintenance in multiple prostheses. Its components act as a "fuse valve", protecting the integrity of the implant and the prosthetic structure in case of overloads. Characteristics: Minimum height of 2 mm for minimum prosthetic spaces, and Convergence angle of 20°, appropriate to ensure the correction of angular discrepancies between implants up to 40°. Abutment profile with micro groove and hexagonal faceting to ensure threading. Variable trans-gingival emergence from 1 mm to 6 mm in height. Soft, anatomical and progressive emergence profile design to ensure the adequate behavior of peri-implant soft tissues. Optimal GAP adjustment. Component made of Grade 5 titanium - Ti 6Al 4V alloy -



MULTI UNIT ANGLED PILLARS

PLATFORMS	TRANSGINGIVAL AREA HEIGHTS	
	Angulation	
IS = Ø 3,50 mm	17°	IS-PMUA 17°
IM = Ø 4,50 mm	17°	IM-PMUA 17°
IS = Ø 3,50 mm	30°	IS-PMUA 30°
IM = Ø 4,50 mm	30°	IM-PMUA 30°



Indicated For:

Facilitate prosthetic insertion based on the following concepts: 1. Correct disparallelisms and angulations between implants, up to 100°. 2. Have angles of 17° and 30° of the user's choice. 3. Indicated for multiple abutment prostheses (not unitary). Includes positioner for proper implant placement. The microscrew for holding the implant is the one corresponding to each platform. The microscrew to hold the prosthesis on this abutment is 1.8 mm in size, which guarantees maximum prosthetic stability for screw-retained restorations. Recommended torque: 35 Ncm. It is provided with an internal adjustment microscrew.

REMOVABLE PROSTHESIS

The safest therapeutic option, with excellent clinical results and optimal maintenance of chewing function in rehabilitations with overdentures.

SPHERICAL ATTACHMENTS

PLATFORMS	TRANSGINGIVAL AREA HEIGHTS							
	0 mm	1 mm	2 mm	3 mm	4 mm	5 mm	6 mm	
IS = Ø 3,50 mm	IS-ATB0000	IS-ATB0010	IS-ATB0020	IS-ATB0030	IS-ATB0040	IS-ATB0050	IS-ATB0060	
IM = Ø 4,50 mm	IM-ATB0000	IM-ATB0010	IM-ATB0020	IM-ATB0030	IM-ATB0040	IM-ATB0050	IM-ATB0060	



2.5 mm diameter retentive sphere, equipped with an internal hexagon for applying threading torque. Reduced neck that connects with the trans-gingival section without anti-rotating geometries, demarcating a soft profile that facilitates the maintenance of hygiene by the patient. Variable trans-gingival emergence from 0 mm to 6 mm in height in 1 mm intervals. Soft, anatomical and progressive emergence profile design to ensure the adequate behavior of peri-implant soft tissues. Accessories: Metal cup and color-coded elastic retainers of different intensity. Maximum precision and optimal GAP closure. Component made of Grade 5 titanium - Ti 6Al 4V alloy -

PROSTHESIS LOCATOR ATTACHMENTS

PLATFORMS	TRANSGINGIVAL AREA HEIGHTS							
	0 mm	1 mm	2 mm	3 mm	4 mm	5 mm	6 mm	
IS = Ø 3,50 mm	IS-LOC0000	IS-LOC0010	IS-LOC0020	IS-LOC0030	IS-LOC0040	IS-LOC0050	IS-LOC0060	
IM = Ø 4,50 mm	IM-LOC0000	IM-LOC0010	IM-LOC0020	IM-LOC0030	IM-LOC0040	IM-LOC0050	IM-LOC0060	



Convex-retentive waist of 0.9 mm in height, ensuring maximum retention in a minimum height travel, and equipped with an internal triangular connection for application of threading torque. Neck that connects with trans-gingival section demarcating a soft profile that facilitates the maintenance of hygiene by the patient. Variable trans-gingival emergence from 0 mm to 6 mm in height in 1 mm intervals. Smooth, straight emergence profile design to ensure adequate placement maneuver of elastic components processed indirectly in the laboratory or directly in the patient's mouth. Accessories: Metal cup and color-coded elastic retainers of different retentive intensity. It also has a key for inserting and removing elastic components. Maximum precision and optimal GAP closure. Maximum surface hardness ensured by the TiN surface coating, in Titanium Nitride, which at the same time gives a golden appearance, warmer for the oral environment. Component made of Grade 5 titanium - Ti 6Al 4V alloy -

MIXED ANGLED BASE SYSTEMS

Versatility in its purest form exists: high-precision angular correction for fixed screw-retained prosthesis or Removable Prosthesis. Multipurpose bases with correction angles of 10°, 20° and 30°, and availability of transgingival heights up to 6 mm in 1 mm intervals.

ITS PRESENTATION AND COLOR CODES:



10°


20°

30°

MULTIPURPOSE ANGULAR CORRECTION

PLATFORMS	TRANSGINGIVAL AREA HEIGHTS	
	Angulation	
IS = Ø 3,50 mm	10°	IS-BAU10
IM = Ø 4,50 mm	10°	IM-BAU10
IS = Ø 3,50 mm	20°	IS-BAU20
IM = Ø 4,50 mm	20°	IM-BAU20
IS = Ø 3,50 mm	30°	IS-BAU30
IM = Ø 4,50 mm	30°	IM-BAU30

Angled bases for correction of disparallelisms between implants, indicated for multipurpose restoration, available in 10°, 20° and 30° angular inclination. Direct connection from Base to Implant using micro-thru screw. Supra-component connection using a fine pitch thread, with high stability. Supra-component emergence profile design, for different trans-gingival heights. Optimal GAP adjustment. Component made of Grade 5 titanium - Ti 6Al 4V alloy - For LOC component, apply TiN coating.



ACCESSORIES AVAILABLE

PLATFORMS	TRANSGINGIVAL AREA HEIGHTS					
	1,5 mm	2 mm	3 mm	4 mm	5 mm	6 mm
PMU LINE	BAU PMU 15	BAU PMU 20	BAU PMU 30	BAU PMU 40	BAU PMU 50	BAU PMU 60
ATB LINE	BAU ATB 15	BAU ATB 20	BAU ATB 30	BAU ATB 40	BAU ATB 50	BAU ATB 60
LOC LINE	BAU LOC 15	BAU LOC 20	BAU LOC 30	BAU LOC 40	BAU LOC 50	BAU LOC 60



MICRO SCREWS

INTERNAL MICRO SCREWS

IS Ø 3,50 mm	IM = Ø 4,50 mm
HI-TOR CLI	HI-TOR CLI



For PHI350 – IS platform: metric 1.8 mm. For PHI450 – IM platform: metric 1.8 mm. Socket hexagon: 1.25mm. Component manufactured in Grade 5 titanium - Ti 6Al 4V alloy – Insert with: Manual Screwdriver 1.25 mm long or short, (DTM125 S / DTM125 L). Contra angle screwdriver 1.25 mm long or short, (DTC125 S / DTC125 L). Recommended torque: 35 to 40 Ncm for IS and IM platform.

DIGITAL WORK FLOW

We ensure performance with maximum precision and technology:

High precision scan bodies,

Replicas or digital analogues,

Custom libraries:

- Connections
- Interfaces
- Model Creator



PCI Connection INTERNAL CONIC

CS platform \varnothing 2.30 mm
CM platform \varnothing 2.80 mm
CL platform \varnothing 3.50 mm

Connectivity

PLATFORMS ASTRA Type: Yellow, Aqua and Lilac



CICATRIZATION

The level of post-surgical protection is the basis of excellent Cicatrization. Components designed for a high level of tissue protection and easy identification either in a two-phase submerged surgical technique, or with a trans-gingival former for one phase.

CLOSING COVERS

PLATFORMS

CS = \varnothing 2,30 mm	CS-TAP001
CM = \varnothing 2,80 mm	CM-TAP001
CL = \varnothing 3,50 mm	CL-TAP001

Maximum Protection. Provided with Implant Color coded for platform identification. Component made of Grade 5 titanium - Ti 6Al 4V alloy -



GINGIVAL SHAPERS

TRANSGINGIVAL AREA HEIGHTS

PLATFORMS	1 mm	2 mm	3 mm	4 mm	5 mm	6 mm
CS = \varnothing 2,30 mm	CS-CNF1040	CS-CNF2040	CS-CNF3040	CS-CNF4040	CS-CNF5040	CS-CNF6040
CM = \varnothing 2,80 mm	CM-CNF1045	CM-CNF2045	CM-CNF3045	CM-CNF4045	CM-CNF5045	CM-CNF6045
CL = \varnothing 3,50 mm	CL-CNF1045	CL-CNF2045	CL-CNF3045	CL-CNF4045	CL-CNF5045	CL-CNF6045

Smooth, atraumatic edges. Different trans-gingival heights from 1 mm to 6 mm. Trans-gingival emergence with anatomical design for optimal behavior of periodontal tissues. Maximum precision and hermetic GAP closure. Component made of Grade 5 titanium - Ti 6Al 4V alloy -



PROVISIONALIZATION

Whether immediate or delayed loading, the successful aesthetic and temporary restoration of teeth is based on a provisional abutment, which guarantees adequate emergency conformation, favoring the generation of interproximal papillae and gingival seat for the pontics.

PROVISIONAL PILLARS

PLATFORMS	Rotary	No Rotary
CS = \varnothing 2,30 mm	CS-PRO-C	CS-PRO-H
CM = \varnothing 2,80 mm	CM-PRO-C	CM-PRO-H
CL = \varnothing 3,50 mm	CL-PRO-C	CL-PRO-H

Micro-threaded profile with grooves and retentive design to ensure the adhesion and stability of acrylics or composites. Upper portion of chimney, extra thin to facilitate trimming by milling. Trans-gingival emergence of 1 mm height. Available in rotating and anti-rotating format. Maximum precision and hermetic GAP closure. It is provided with an internal adjustment microscrew. Component made of Grade 5 titanium - Ti 6Al 4V alloy-. Suitable for intraoral welding with titanium bar.



ANALOG RECORDING AND TRANSFER

Registration method with open tray or closed tray, a perfect range of components designed for their interaction with tissues and elastomers of printing, guarantee maximum precision in the transfer of clinical work to laboratory models.

TRANSFER PILLAR

PLATFORMS	Open Bucket	Closed Bucket
CS = \varnothing 2,30 mm	CS-TRF ABI + CS-TOR LAB A	CS-TRF CER + CS-TOR LAB C
CM = \varnothing 2,80 mm	CM-TRF ABI + CS-TOR LAB A	CM-TRF CER + CS-TOR LAB C
CL = \varnothing 3,50 mm	CL-TRF ABI + CL-TOR LAB A	CL-TRF CER + CL-TOR LAB C

For Open Tray: Right-angle retentive profile with extra-long screw. For Closed Tray Non-retentive profile, with smooth curves with long screw to close chimney. Flat facet for prosthetic indexing registration. Maximum stability for registration with elastomers or silicones. Complementary component: Long internal adjustment screw. Made of surgical stainless steel.



ANALOG REPLICAS

PLATFORMS

CS = Ø 2,30 mm	CS-ANA0230
CM = Ø 2,80 mm	CM-ANA0280
CL = Ø 3,50 mm	CL-ANA0350

Retentive profile with diameter jumps calculated for optimal retention of impression printing material. Flat facet for fixing the prosthetic indexing record on the working model. Available for PCI230, PCI280 and PCI350 Platform Implants. Component made of stainless steel. Also available for the following Abutments: PMU pillars - Multi unit pillars. ATB Attaches System - Ball Attaches. LOC Attaches System - Attaches Prosthesis Locator. Use together with corresponding transfer pillars.



PCI DIGITAL REGISTRATION AND TRANSFER

Radhex prosthetic components for digital restorations using CAD-CAM.

Posts for scanning, Analog Replicas for the creation of digital models and Titanium bases - interface, are now available to be used in the design and development of the highest precision through the digital flow.

SCANBODIES

PLATFORMS

CS = Ø 2,30 mm	CS-SCANB H10	CS-SCANB H15
CM = Ø 2,80 mm	CM-SCANB H10	CM-SCANB H15
CL = Ø 3,50 mm	CL-SCANB H10	CL-SCANB H15

PEEK scan body on seat-to-platform base in anodized titanium. Two easy-to-read parallel and two perpendicular scanning facets for precise referencing and positional registration. It has two available heights, to facilitate intraoral digital impression according to the vertical dimension and mouth opening of the patient. Component made of pecky titanium Grade 5 - Ti 6Al 4V alloy-



DIGITAL ANALOG

PLATFORMS

CS = Ø 2,30 mm	CS-ANA0230 D
CM = Ø 2,80 mm	CM-ANA0280 D
CL = Ø 3,50 mm	CL-ANA0350 D

Introduction Digital Analog ascending in working model. Screwed transverse positioner for vertical stabilization and indexing control by locking fins in working model. Maximum precision and stability in working model.



TI BASIS INTERFACES – INTERMEDIATE PILLAR

PLATFORMS

	Rotary (IFC)		No Rotary (IFH)	
CS = Ø 2,30 mm	CS-IFC 0542	CS-IFC 1542	CS-IFH 0542	CS-IFH 1542
CM = Ø 2,80 mm	CM-IFC 0542	CM-IFC 1542	CM-IFH 0542	CM-IFH 1542
CL = Ø 3,50 mm	CL-IFC 0542	CL-IFC 1542	CL-IFH 0542	CL-IFH 1542
CS = Ø 2,30 mm	CS-IFC 3042	CS-IFC 6042	CS-IFH 3042	CS-IFH 6042
CM = Ø 2,80 mm	CM-IFC 3042	CM-IFC 6042	CM-IFH 3042	CM-IFH 6042
CL = Ø 3,50 mm	CL-IFC 3042	CL-IFC 6042	CL-IFH 3042	CL-IFH 6042

Titanium Bases with an available height of 7 mm for adhesive retention, cuttable by milling with marks every 1 mm in height. Abutments profile with retentive micro grooves for secure adhesion of the prosthetic component. Trans-gingival emergence available in 0.5 mm, 1.5 mm, 3.0mm, and 6mm. Tall. Soft, anatomical and progressive emergence profile design to ensure the adequate behavior of peri-implant soft tissues. Available in Rotary and anti-Rotary formats as needed. Hermetic GAP closure. Component made of Grade 5 titanium - Ti 6Al 4V alloy - Provided with internal adjustment microscrew.



CEMENTED FIXED PROSTHESIS

Abutments designed for rehabilitation with direct-to-implant cemented prostheses with high aesthetic performance and occlusal stability; with anatomical emergencies to ensure the protection of long-term gingival health.

STRAIGHT MILLABLE ABUTMENTS

PLATFORMS	TRANSGINGIVAL AREA HEIGHTS					
	1 mm	2 mm	3 mm	4 mm	5 mm	6 mm
CS = Ø 2,30 mm	CS-PIR1037	CS-PIR2037	CS-PIR3037	CS-PIR4037	CS-PIR5037	CS-PIR6037
CM = Ø 2,80 mm	CM-PIR1045	CM-PIR2045	CM-PIR3045	CM-PIR4045	CM-PIR5045	CM-PIR6045
CL = Ø 3,50 mm	CL-PIR1045	CL-PIR2045	CL-PIR3045	CL-PIR4045	CL-PIR5045	CL-PIR6045

Available height of 7 mm for adhesive retention. Convergence angle of 5.5°, appropriate to ensure cementing stability. Pillar profile with micro trunks for each millimeter of height to identify height by milling cutout. Variable trans-gingival emergence from 1 mm to 6 mm in height. Soft, anatomical and progressive emergence profile design to ensure the adequate behavior of peri-implant soft tissues. Flat facet to ensure anti-rotational stability of the cemented crown. Maximum precision and hermetic GAP closure. Hermetic GAP closure. Morse Taper "cold welding" seating. Component made of Grade 5 titanium - Ti 6Al 4V alloy - Provided with internal adjustment microscrew.



MILLABLE ANGLED PILLARS 15° AND 25°

PLATFORMS	TRANSGINGIVAL AREA HEIGHTS			
	Angulation	2 mm	3 mm	4 mm
CS = Ø 2,30 mm	15°	CS-PIQ2037	CS-PIQ3037	CS-PIQ4037
CM = Ø 2,80 mm	15°	CM-PIQ2045	CM-PIQ3045	CM-PIQ4045
CL = Ø 3,50 mm	15°	CL-PIQ2045	CL-PIQ3045	CL-PIQ4045
CS = Ø 2,30 mm	25°	CS-PIV2037	CS-PIV3037	CS-PIV4037
CM = Ø 2,80 mm	25°	CM-PIV2045	CM-PIV3045	CM-PIV4045
CL = Ø 3,50 mm	25°	CL-PIV2045	CL-PIV3045	CL-PIV4045

Micro-threaded profile with grooves and retentive design to ensure the adhesion and stability of acrylics or composites. Upper portion of chimney, extra thin to facilitate trimming by milling. Trans-gingival emergence of 1 mm height. Available in Rotary and antiRotary formats. Maximum precision and hermetic GAP closure. It is provided with an internal adjustment microscrew. Component made of Grade 5 titanium - Ti 6Al 4V alloy-. Suitable for intraoral welding with titanium bar.



DIRECT SCREWED FIXED PROSTHESIS

Maximum precision abutments, for prostheses screwed directly to implants. The highest aesthetic, functional and biological performance, guaranteeing long-term health and restorative stability.

TOTAL BURNABLES

PLATFORMS	Rotary	No Rotary
CS = Ø 2,30 mm	CS-CAC0230	CS-CAH0230
CM = Ø 2,80 mm	CM-CAC0280	CM-CAH0280
CL = Ø 3,50 mm	CL-CAC0350	CL-CAH0350

External profile with retentive micro-threading to facilitate waxing. Preformed trans-gingival emergence 1 mm high. Available in Rotary, (white), and anti-Rotary, (Red) format. Hermetic GAP closure. Made of Polyacetal. Complementary component: Internal adjustment microscrew.



CASTABLE WITH CR CO BASE

PLATFORMS	Rotary	No Rotary
CS = Ø 2,30 mm	CS-SCC 0230 S	CS-SCH 0230 S
	CS-SCC 0230 L	CS-SCH 0230 L
CM = Ø 2,80 mm	CM-SCC 0280 S	CM-SCH 0280 S
	CM-SCC 0280 L	CM-SCH 0280 L
CL = Ø 3,50 mm	CL-SCC 0350 S	CL-SCH 0350 S
	CL-SCC 0350 L	CL-SCH 0350 L

External profile with retentive micro-threading to facilitate waxing. Cobalt Chrome base for over-casting. Preformed trans-gingival emergence with 1 mm and 2.5 mm height option. Available in Rotary, (white), and anti-Rotary, (Red) format. Hermetic GAP closure. This requirement is met with optimal safety in devices based on Cobalt Chrome, because they maintain the machined section that ensures an adjustment that meets the precise manufacturing tolerances by machining. Component made of Polyacetal with a cobalt chrome metal base. It is provided with an internal adjustment microscrew.



INDIRECT SCREWED FIXED PROSTHESIS

Trans gingival Abutments: The prevention of peri-implantitis, the correction of angular divergences, the regularization of the prosthetic horizon, and the equalization of bone unevenness due to atrophy, find their safe answer in rehabilitation with straight or angled Trans Gingival Abutments. Responding to aesthetic demands and respecting biological space, it is the abutment for screw-retained technique with increased mechanical performance due to its robust prosthetic connection metric: 1.8mm.

MULTI UNIT PILLARS

PLATFORMS	TRANSGINGIVAL AREA HEIGHTS					
	1 mm	2 mm	3 mm	4 mm	5 mm	6 mm
CS = Ø 2,30 mm	CS-PMU1045	CS-PMU2045	CS-PMU3045	CS-PMU4045	CS-PMU5045	CS-PMU6045
CM = Ø 2,80 mm	CM-PMU1045	CM-PMU2045	CM-PMU3045	CM-PMU4045	CM-PMU5045	CM-PMU6045
CL = Ø 3,50 mm	CL-PMU1045	CL-PMU2045	CL-PMU3045	CL-PMU4045	CL-PMU5045	CL-PMU6045

Indicated To: Facilitate prosthetic insertion based on two concepts: 1. Correct non-parallelisms and angulations between implants. 2. Have trans-gingival section that solves the problem of platforms positioned below the gingival horizon. Equalize the different existing levels due to variable gingival thicknesses, bone atrophies in multiple prostheses. Provide a maximum level of prevention to peri-implantitis problems by excellent sealing of the GAP implant - Abutment, in the deep area, where it prevents the progression of anaerobic germs.

Advantages: Facilitates taking impressions and prosthetic manipulation. Avoid direct work on the implant platform, protecting its mechanical integrity. "Telescopic" effect, which provides greater structural flexibility to the restorative set, facilitating the passive adjustment of the structures. Reduction of bacterial infiltration, in the most critical area of implant connection GAP - Abutment. Facilitates prosthetic controls and maintenance in multiple prostheses. Its components act as a "fuse valve", protecting the integrity of the implant and the prosthetic structure in case of overloads.

Characteristics: Minimum height of 2 mm for the minimum prosthetic spaces, and Convergence angle of 20°, appropriate to ensure the correction of angular discrepancies between implants up to 40°. Pillar profile with micro groove and hexagonal faceting to ensure threading. Variable trans-gingival emergence from 1 mm to 6 mm in height. Soft, anatomical and progressive emergence profile design to ensure the adequate behavior of peri-implant soft tissues. Optimal GAP adjustment. Component made of Grade 5 titanium - Ti 6Al 4V alloy -



MULTI UNIT ANGLED PILLARS

PLATFORMS	TRANSGINGIVAL AREA HEIGHTS	
	Angulation	
CS = \varnothing 2,30 mm	17°	CS-PMUA 17°
CM = \varnothing 2,80 mm	17°	CM-PMUA 17°
CL = \varnothing 3,50 mm	17°	CL-PMUA 17°
CS = \varnothing 2,30 mm	30°	CS-PMUA 30°
CM = \varnothing 2,80 mm	30°	CM-PMUA 30°
CL = \varnothing 3,50 mm	30°	CL-PMUA 30°

Indicated For:

Facilitate prosthetic insertion based on the following concepts: 1. Correct disparallelisms and angulations between implants, up to 100°. 2. Have angles of 17° and 30° of the user's choice. 3. Indicated for multiple abutment prostheses (not unitary). Includes positioner for proper implant placement. The microscrew for holding the implant is the one corresponding to each platform. The microscrew to hold the prosthesis on this abutment is 1.8 mm in size, which guarantees maximum prosthetic stability for screw-retained restorations. Recommended torque: 35 Ncm. It is provided with an internal adjustment microscrew.



REMOVABLE PROSTHESIS

The safest therapeutic option, with excellent clinical results and optimal maintenance of chewing function in rehabilitations with overdentures.

SPHERICAL ATTACHMENTS

PLATFORMS	TRANSGINGIVAL AREA HEIGHTS					
	1 mm	2 mm	3 mm	4 mm	5 mm	6 mm
CS = \varnothing 2,30 mm	CS-ATB0010	CS-ATB0020	CS-ATB0030	CS-ATB0040	CS-ATB0050	CS-ATB0060
CM = \varnothing 2,80 mm	CM-ATB0010	CM-ATB0020	CM-ATB0030	CM-ATB0040	CM-ATB0050	CM-ATB0060
CL = \varnothing 3,50 mm	CL-ATB0010	CL-ATB0020	CL-ATB0030	CL-ATB0040	CL-ATB0050	CL-ATB0060

2.5 mm diameter retentive sphere, equipped with an internal hexagon for applying threading torque. Reduced neck that connects with the trans-gingival section without anti-rotating geometries, demarcating a soft profile that facilitates the maintenance of hygiene by the patient. Variable trans-gingival emergence from 1mm, up to 6mm in height in 1mm intervals. Soft, anatomical and progressive emergence profile design to ensure the adequate behavior of peri-implant soft tissues. Accessories: Metal cup and color-coded elastic retainers of different intensity. Maximum precision and optimal GAP closure. Hermetic GAP closure. Maximum sealing security Morse taper with "cold welding" effect. Component made of Grade 5 titanium - Ti 6Al 4V alloy -



PROSTHESIS LOCATOR ATTACHMENTS

PLATFORMS	TRANSGINGIVAL AREA HEIGHTS					
	1 mm	2 mm	3 mm	4 mm	5 mm	6 mm
CS = \varnothing 2,30 mm	CS-LOC0010	CS-LOC0020	CS-LOC0030	CS-LOC0040	CS-LOC0050	CS-LOC0060
CM = \varnothing 2,80 mm	CM-LOC0010	CM-LOC0020	CM-LOC0030	CM-LOC0040	CM-LOC0050	CM-LOC0060
CL = \varnothing 3,50 mm	CL-LOC0010	CL-LOC0020	CL-LOC0030	CL-LOC0040	CL-LOC0050	CL-LOC0060

Convex-retentive waist of 0.9 mm in height, ensuring maximum retention in a minimum height travel, and equipped with an internal triangular connection for application of threading torque. Neck that connects with trans-gingival section demarcating a soft profile that facilitates the maintenance of hygiene by the patient. Variable trans-gingival emergence from 1mm, up to 6mm in height in 1mm intervals. Smooth, straight emergence profile design to ensure adequate placement maneuver of elastic components processed indirectly in the laboratory or directly in the patient's mouth. Accessories: Metal cup and color-coded elastic retainers of different retentive intensity. It also has a key for inserting and removing elastic components. Maximum precision and optimal GAP closure. Hermetic GAP closure. Maximum sealing security Morse taper with "cold welding" effect. Maximum surface hardness ensured by the TiN surface coating, in Titanium Nitride, which at the same time gives a golden appearance, warmer for the oral environment. Component made of Grade 5 titanium - Ti 6Al 4V alloy -



MIXED ANGLED BASE SYSTEMS

Versatility in its purest form exists: high-precision angular correction for fixed screw-retained prosthesis or Removable Prosthesis. Multipurpose bases with correction angles of 10°, 20° and 30°, and availability of transgingival heights up to 6 mm in 1 mm intervals.

ITS PRESENTATION AND COLOR CODES:



10°



20°



30°

MULTIPURPOSE ANGULAR CORRECTION

PLATFORMS	TRANSGINGIVAL AREA HEIGHTS	
	Angulation	
CS = Ø 2,30 mm	10°	CS-BAU10
CM = Ø 2,80 mm	10°	CM-BAU10
CL = Ø 3,50 mm	10°	CL-BAU10
CS = Ø 2,30 mm	20°	CS-BAU20
CM = Ø 2,80 mm	20°	CM-BAU20
CL = Ø 3,50 mm	20°	CL-BAU20
CS = Ø 2,30 mm	30°	CS-BAU30
CM = Ø 2,80 mm	30°	CM-BAU30
CL = Ø 3,50 mm	30°	CL-BAU30



Angled bases for correction of disparallelisms between implants, indicated for multipurpose restoration, available in 10°, 20° and 30° angular inclination. Direct connection from Base to Implant using micro-thru screw. Supra-component connection using a fine pitch thread, with high stability. Supra-component emergence profile design, for different trans-gingival heights. Optimal GAP adjustment. Hermetic GAP closure. Maximum sealing security Morse taper with "cold welding" effect. Component made of Grade 5 titanium - Ti 6Al 4V alloy-. For LOC component, apply TiN coating.

ACCESSORIES AVAILABLE

PLATFORMS	TRANSGINGIVAL AREA HEIGHTS					
	1,5 mm	2 mm	3 mm	4 mm	5 mm	6 mm
PMU LINE	BAU PMU 15	BAU PMU 20	BAU PMU 30	BAU PMU 40	BAU PMU 50	BAU PMU 60
ATB LINE	BAU ATB 15	BAU ATB 20	BAU ATB 30	BAU ATB 40	BAU ATB 50	BAU ATB 60
LOC LINE	BAU LOC 15	BAU LOC 20	BAU LOC 30	BAU LOC 40	BAU LOC 50	BAU LOC 60



MICRO SCREWS

INTERNAL MICRO SCREWS

CS Ø 2,30 mm	CM = Ø 2,80 mm	CL = Ø 3,50 mm
CS-TOR CLI	CM-TOR CLI	CL-TOR CLI



For PCI230 - CS platform: metric 1.4 mm. For PCI280 - CM platform: metric 1.6 mm. For PCI350 - CL platform: metric 2.0 mm. Socket hexagon: 1.25mm. Component made of Grade 5 titanium - Ti 6Al 4V alloy - Insert with: Manual Screwdriver 1.25 mm long or short, (DTM125 S / DTM125 L). Contra angle screwdriver 1.25 mm long or short, (DTC125 S / DTC125 L). Recommended torque: 20 Ncm for CS platform and 30 Ncm for CM platform, and 35-40 Ncm for CL platform.



PCI +plus Connection

INTERNAL CONIC

CS+ platform \varnothing 2.50 mm
 CM+ platform \varnothing 3.00 mm
 CL+ platform \varnothing 3.40 mm

Connectivity

PLATFORMS Type Nobel Active: 3.0, NP and RP



CICATRIZATION

The level of post-surgical protection is the basis of excellent Cicatrization. Components designed for a high level of tissue protection and easy identification either in a two-phase submerged surgical technique, or with a trans-gingival former for one phase.

CLOSING COVERS

PLATFORMS

CS+ = \varnothing 2,50 mm	CS.CS+TAP 0001
CM+ = \varnothing 3,00 mm	CM.CM+TAP 0001
CL+ = \varnothing 3,40 mm	CL.CL+TAP 0001

Maximum Protection. Provided with Implant. Color coded for platform identification. Component made of Grade 5 titanium - Ti 6Al 4V alloy -.



GINGIVAL SHAPERS

TRANSGINGIVAL AREA HEIGHTS

PLATFORMS

	1 mm	2 mm	3 mm	4 mm	5 mm	6 mm
CS+ = \varnothing 2,50 mm	CS.CS+CNF 1045	CS.CS+CNF 2045	CS.CS+CNF 3045	CS.CS+CNF 4045	CS.CS+CNF 5045	CS.CS+CNF 6045
CM+ = \varnothing 3,00 mm	CM.CM+CNF 1045	CM.CM+CNF 2045	CM.CM+CNF 3045	CM.CM+CNF 4045	CM.CM+CNF 5045	CM.CM+CNF 6045
CL+ = \varnothing 3,40 mm	CL.CL+CNF 1045	CL.CL+CNF 2045	CL.CL+CNF 3045	CL.CL+CNF 4045	CL.CL+CNF 5045	CL.CL+CNF 6045

Smooth, atraumatic edges. Different transgingival heights from 1 mm to 6 mm. Transgingival emergence with anatomical design for optimal behavior of periodontal tissues. Maximum precision and hermetic GAP closure. Component made of Grade 5 titanium - Ti 6Al 4V Alloy -



PROVISIONALIZATION

Whether immediate or deferred loading, the successful aesthetic and temporary restoration of teeth is based on a provisional abutment, which guarantees adequate formation of emergencies, favoring the generation of interproximal papillae and gingival seat for the pontics.

PROVISIONAL PILLARS

PLATFORMS

	Rotary	No Rotary
CS+ = \varnothing 2,50 mm	CS+ PROC	CS+ PROH
CM+ = \varnothing 3,00 mm	CM+ PROC	CM+ PROH
CL+ = \varnothing 3,40 mm	CL+ PROC	CL+ PROH

Microthreaded profile with grooves and retentive design to ensure the adhesion and stability of acrylics or composites. Upper portion of chimney, extra thin to facilitate trimming by milling. Transgingival emergence of 1 mm height. Available in Rotary and anti-Rotary format. Maximum precision and hermetic GAP closure. It is provided with an internal adjustment microscrew. Component made of Grade 5 titanium - Ti 6Al 4V alloy. Suitable for intraoral welding with titanium bar.



ANALOG RECORDING AND TRANSFER

Registration method with open tray or closed tray, a perfect range of components designed for their interaction with tissues and impression elastomers, guarantee maximum precision in the transfer of clinical work to laboratory models.

TRANSFER PILLAR

PLATFORMS

	Open Bucket	Closed Bucket
CS+ = \varnothing 2,50 mm	CS+ TRF ABI + CS-TOR LAB A	CS+ TRF CER + CS-TOR LAB C
CM+ = \varnothing 3,00 mm	CM+ TRF ABI + CS-TOR LAB A	CM+ TRF CER + CS-TOR LAB C
CL+ = \varnothing 3,40 mm	CL+ TRF ABI + CL-TOR LAB A	CL+ TRF CER + CL-TOR LAB C

For Open Tray: Right-angle retentive profile with extra-long screw. For Closed Tray Non-retentive profile, with smooth curves with long screw to close chimney. Flat facet for prosthetic indexing registration. Maximum stability for registration with elastomers or silicones. Complementary component: Long internal adjustment screw. Made of surgical stainless steel.



ANALOG REPLICAS

PLATFORMS

CS+ = Ø 2,50 mm	CS+ ANA0250
CM+ = Ø 3,00 mm	CM+ ANA0300
CL+ = Ø 3,40 mm	CL+ ANA0340



Retentive profile with diameter jumps calculated for optimal retention of impression printing material. Flat facet for fixing the prosthetic indexing record on the working model. Available for PCI230, PCI280 and PCI350 Platform Implants. Component made of stainless steel. Also available for the following Abutments: PMU pillars - Multi unit pillars. ATB Attaches System - Ball Attaches.

PCI+ PLUS DIGITAL REGISTRATION AND TRANSFER

Radhex prosthetic components for digital restorations using CAD-CAM. Posts for scanning, Analog Replicas for the creation of digital models and Titanium bases – interface, are now available to be used in the design and development of the highest precision through the digital flow.

SCANBODIES

PLATFORMS

CS+ = Ø 2,50 mm	CS+ SCANB H10	CS+ SCANB H15
CM+ = Ø 3,00 mm	CM+ SCANB H10	CM+ SCANB H15
CL+ = Ø 3,40 mm	CL+ SCANB H10	CL+ SCANB H15



Peek scan body on seat-to-platform base in anodized titanium. Two easy-to-read parallel and two perpendicular scanning facets for precise referencing and positional registration. It has two available heights, to facilitate intraoral digital impression according to the vertical dimension and mouth opening of the patient. Component made of peeky titanium Grade 5 - Ti 6Al 4V alloy-

DIGITAL ANALOG

PLATFORMS

CS+ = Ø 2,50 mm	CS+ ANA0240 D
CM+ = Ø 3,00 mm	CM+ ANA0300 D
CL+ = Ø 3,40 mm	CL+ ANA0340 D



Digital Analog of Bottom-up Introduction in working model. Screwed transverse positioner for vertical stabilization and indexing control by locking fins in working model. Maximum precision and stability in working model.

TI BASIS INTERFACES – INTERMEDIATE PILLAR

PLATFORMS	Rotary (IFC)		No Rotary (IFH)	
CS+ = Ø 2,50 mm	CS+ IFC 0542	CS+ IFC 1542	CS+ IFH 0542	CS+ IFH 1542
CM+ = Ø 3,00 mm	CM+ IFC 0542	CM+ IFC 1542	CM+ IFH 0542	CM+ IFH 1542
CL+ = Ø 3,40 mm	CL+ IFC 0542	CL+ IFC 1542	CL+ IFH 0542	CL+ IFH 1542
CS+ = Ø 2,50 mm	CS+ IFC 3042	CS+ IFC 6042	CS+ IFH 3042	CS+ IFH 6042
CM+ = Ø 3,00 mm	CM+ IFC 3042	CM+ IFC 6042	CM+ IFH 3042	CM+ IFH 6042
CL+ = Ø 3,40 mm	CL+ IFC 3042	CL+ IFC 6042	CL+ IFH 3042	CL+ IFH 6042



Titanium Bases with an available height of 7 mm for adhesive retention, cuttable by milling with marks every 1 mm in height. Abutments profile with retentive micro grooves for secure adhesion of the prosthetic component. Trans-gingival emergence available in 0.5 mm, 1.5 mm, 3.0mm, and 6mm. Tall. Soft, anatomical and progressive emergence profile design to ensure the adequate behavior of peri-implant soft tissues. Available in Rotary and anti-Rotary format as needed Hermetic GAP closure. Component made of Grade 5 titanium - Ti 6Al 4V alloy – Provided with internal adjustment microscrew.

CEMENTED FIXED PROSTHESIS

Abutments designed for rehabilitation with direct-to-implant cemented prostheses with high aesthetic performance and occlusal stability; with anatomical emergences to ensure the protection of long-term gingival health.

STRAIGHT MILLABLE ABUTMENTS

PLATFORMS	TRANSGINGIVAL AREA HEIGHTS					
	1 mm	2 mm	3 mm	4 mm	5 mm	6 mm
CS+ = Ø 2,50 mm	CS+ PIR1037	CS+ PIR2037	CS+ PIR3037	CS+ PIR4037	CS+ PIR5037	CS+ PIR6037
CM+ = Ø 3,00 mm	CM+ PIR1045	CM+ PIR2045	CM+ PIR3045	CM+ PIR4045	CM+ PIR5045	CM+ PIR6045
CL+ = Ø 3,40 mm	CL+ PIR1045	CL+ PIR2045	CL+ PIR3045	CL+ PIR4045	CL+ PIR5045	CL+ PIR6045



Available height of 7 mm for adhesive retention. Convergence angle of 5.5°, appropriate to ensure cementing stability. Pillar profile with micro trunks for each millimeter of height to identify height by milling cutout. Variable trans-gingival emergence from 1 mm to 6 mm in height. Soft, anatomical and progressive emergence profile design to ensure the adequate behavior of peri-implant soft tissues. Flat facet to ensure anti-rotational stability of the cemented crown. Maximum precision and hermetic GAP closure. Hermetic GAP closure. Sealed Morse Cone “cold welding” Component made of Grade 5 titanium - Ti 6Al 4V alloy – Provided with internal adjustment microscrew.

MILLABLE ANGLED PILLARS 15° AND 25°

PLATFORMS	Angulation	TRANSGINGIVAL AREA HEIGHTS		
		2 mm	3 mm	4 mm
CS+ = Ø 2,50 mm	15°	CS+ PIQ2037	CS+ PIQ3037	CS+ PIQ4037
CM+ = Ø 3,00 mm	15°	CM+ PIQ2045	CM+ PIQ3045	CM+ PIQ4045
CL+ = Ø 3,40 mm	15°	CL+ PIQ2045	CL+ PIQ3045	CL+ PIQ4045
CS+ = Ø 2,50 mm	25°	CS+ PIV2037	CS+ PIV3037	CS+ PIV4037
CM+ = Ø 3,00 mm	25°	CM+ PIV2045	CM+ PIV3045	CM+ PIV4045
CL+ = Ø 3,40 mm	25°	CL+ PIV2045	CL+ PIV3045	CL+ PIV4045

Available height of 7 mm for adhesive retention. Convergence angle of 5.5°, appropriate to ensure cementing stability. Variable trans-gingival emergence of 2 mm, 3 mm and 4 mm height. Product available with 15° and 25° angular inclination. Axial rotation indexing steps every 60°, for correct positioning of the pillar. Soft, anatomical and progressive emergence profile design to ensure the adequate behavior of peri-implant soft tissues. Maximum precision and hermetic GAP closure. Hermetic GAP closure. Morse Taper "cold welding" sealing. Component made of Grade 5 titanium - Ti 6Al 4V alloy-. It is provided with an internal adjustment microscrew.



DIRECT SCREWED FIXED PROSTHESIS

Maximum precision abutments, for prostheses screwed directly to implants. The highest aesthetic, functional and biological performance, guaranteeing long-term health and restorative stability.

TOTAL BURNABLES

PLATFORMS	Rotary	No Rotary
CS+ = Ø 2,50 mm	CS+ CAC0250	CS+ CAH0250
CM+ = Ø 3,00 mm	CM+ CAC0300	CM+ CAH0300
CL+ = Ø 3,40 mm	CL+ CAC0340	CL+ CAH0340

External profile with retentive micro-threading to facilitate waxing. Preformed trans-gingival emergence 1 mm high. Available in Rotary, (white), and anti-Rotary, (Red) format. Hermetic GAP closure. Made of Polyacetal. Complementary component: Internal adjustment microscrew.



CASTABLE WITH CR CO BASE

PLATFORMS	Rotary	No Rotary
CS+ = Ø 2,50 mm	CS+ SCC 0250 S	CS+ SCH 0250 S
	CS+ SCC 0250 L	CS+ SCH 0250 L
CM+ = Ø 3,00 mm	CM+ SCC 0300 S	CM+ SCH 0300 S
	CM+ SCC 0300 L	CM+ SCH 0300 L
CL+ = Ø 3,40 mm	CL+ SCC 0340 S	CL+ SCH 0340 S
	CL+ SCC 0340 L	CL+ SCH 0340 L

External profile with retentive micro-threading to facilitate waxing. Cobalt Chrome base for over-casting. Preformed trans-gingival emergence with 1 mm and 2.5 mm height option. Available in Rotary, (white), and anti-Rotary, (Red) format. Hermetic GAP closure. This requirement is met with optimal safety in devices based on Cobalt Chrome, because they maintain the machined section that ensures an adjustment that meets the precise manufacturing tolerances by machining. Component made of Polyacetal with a cobalt chrome metal base. It is provided with an internal adjustment microscrew.



INDIRECT SCREWED FIXED PROSTHESIS

Trans gingival Abutments: The prevention of peri-implantitis, the correction of angular divergences, the regularization of the prosthetic horizon, and the equalization of bone unevenness due to atrophy, find their safe answer in rehabilitation with straight or angled Trans Gingival Abutments. Responding to aesthetic demands and respecting biological space, it is the abutment for screw-retained technique with increased mechanical performance due to its robust prosthetic connection metric: 1.8mm.

MULTI UNIT PILLARS

PLATFORMS	TRANSGINGIVAL AREA HEIGHTS					
	1 mm	2 mm	3 mm	4 mm	5 mm	6 mm
CS+ = Ø 2,50 mm	CS+ PMU1045	CS+ PMU2045	CS+ PMU3045	CS+ PMU4045	CS+ PMU5045	CS+ PMU6045
CM+ = Ø 3,00 mm	CM+ PMU1045	CM+ PMU2045	CM+ PMU3045	CM+ PMU4045	CM+ PMU5045	CM+ PMU6045
CL+ = Ø 3,40 mm	CL+ PMU1045	CL+ PMU2045	CL+ PMU3045	CL+ PMU4045	CL+ PMU5045	CL+ PMU6045

Indicated To: Facilitate prosthetic insertion based on two concepts: 1. Correct non-parallelisms and angulations between implants. 2. Have trans-gingival section that solves the problem of platforms positioned below the gingival horizon. Equalize the different existing levels due to variable gingival thicknesses, bone atrophies in multiple prostheses. Provide a maximum level of prevention to peri-implantitis problems by excellent sealing of the GAP implant - Abutment, in the deep area, where it prevents the progression of anaerobic germs.

Advantages: Facilitates taking impressions and prosthetic manipulation. Avoid direct work on the implant platform, protecting its mechanical integrity. "Telescopic" effect, which provides greater structural flexibility to the restorative set, facilitating the passive adjustment of the structures. Reduction of bacterial infiltration, in the most critical area of implant connection GAP - Abutment. Facilitates prosthetic controls and maintenance in multiple prostheses. Its components act as a "fuse valve", protecting the integrity of the implant and the prosthetic structure in case of overloads.

Features: Minimum height of 2 mm for minimum prosthetic spaces, and Convergence angle of 20° per side, appropriate to ensure the correction of angular discrepancies between implants up to 40°. Pillar profile with micro groove and hexagonal faceting to ensure threading. Variable trans-gingival emergence from 1 mm to 6 mm in height. Soft, anatomical and progressive emergence profile design to ensure the adequate behavior of peri-implant soft tissues. Optimal GAP adjustment. Component made of Grade 5 titanium - Ti 6Al 4V alloy -



MULTI UNIT ANGLED PILLARS

PLATFORMS	TRANSGINGIVAL AREA HEIGHTS	
	Angulation	
CS+ = Ø 2,50 mm	17°	CS+ PMUA 17°
CM+ = Ø 3,00 mm	17°	CM+ PMUA 17°
CL+ = Ø 3,40 mm	17°	CL+ PMUA 17°
CS+ = Ø 2,50 mm	30°	CS+ PMUA 30°
CM+ = Ø 3,00 mm	30°	CM+ PMUA 30°
CL+ = Ø 3,40 mm	30°	CL+ PMUA 30°



Indicated For: Facilitate prosthetic insertion based on the following concepts: 1. Correct non-parallelisms and angulations between implants, up to 100°. 2. Have angles of 17° and 30° of the user's choice. 3. Indicated for multiple abutment prostheses (not unitary). Includes positioner for proper implant placement. The microscrew for holding the implant is the one corresponding to each platform. The microscrew to hold the prosthesis on this abutment is 1.8 mm in size, which guarantees maximum prosthetic stability for screw-retained restorations. Recommended torque: 35 Ncm. It is provided with an internal adjustment microscrew.

REMOVABLE PROSTHESIS

The safest therapeutic option, with excellent clinical results and optimal maintenance of chewing function in rehabilitations with overdentures.

SPHERICAL ATTACHMENTS

PLATFORMS	TRANSGINGIVAL AREA HEIGHTS					
	1 mm	2 mm	3 mm	4 mm	5 mm	6 mm
CS+ = Ø 2,50 mm	CS+ ATB0010	CS+ ATB0020	CS+ ATB0030	CS+ ATB0040	CS+ ATB0050	CS+ ATB0060
CM+ = Ø 3,00 mm	CM+ ATB0010	CM+ ATB0020	CM+ ATB0030	CM+ ATB0040	CM+ ATB0050	CM+ ATB0060
CL+ = Ø 3,40 mm	CL+ ATB0010	CL+ ATB0020	CL+ ATB0030	CL+ ATB0040	CL+ ATB0050	CL+ ATB0060



2.5 mm diameter retentive sphere, equipped with an internal hexagon for applying threading torque. Reduced neck that connects with the trans-gingival section without anti-rotating geometries, demarcating a soft profile that facilitates the maintenance of hygiene by the patient. Variable trans-gingival emergence from 1mm, up to 6mm in height in 1mm intervals. Soft, anatomical and progressive emergence profile design to ensure the adequate behavior of peri-implant soft tissues. Accessories: Metal cup and color-coded elastic retainers of different intensity. Maximum precision and optimal GAP closure. Hermetic GAP closure. Maximum sealing security Morse taper with "cold welding" effect. Component made of Grade 5 titanium - Ti 6Al 4V alloy.

ATTACHES LOCALIZADORES DE PRÓTESIS

PLATFORMS	TRANSGINGIVAL AREA HEIGHTS					
	1 mm	2 mm	3 mm	4 mm	5 mm	6 mm
CS+ = Ø 2,50 mm	CS+ LOC0010	CS+ LOC0020	CS+ LOC0030	CS+ LOC0040	CS+ LOC0050	CS+ LOC0060
CM+ = Ø 3,00 mm	CM+ LOC0010	CM+ LOC0020	CM+ LOC0030	CM+ LOC0040	CM+ LOC0050	CM+ LOC0060
CL+ = Ø 3,40 mm	CL+ LOC0010	CL+ LOC0020	CL+ LOC0030	CL+ LOC0040	CL+ LOC0050	CL+ LOC0060



Convex-retentive waist of 0.9 mm in height, ensuring maximum retention in a minimum height range, and equipped with an internal triangular connection to application of threading torque. Neck that connects with trans-gingival section demarcating a soft profile that facilitates the maintenance of hygiene by the patient. Variable trans-gingival emergence from 1mm, up to 6mm in height in 1mm intervals. Smooth, straight emergence profile design to ensure adequate placement maneuver of elastic components processed indirectly in the laboratory or directly in the patient's mouth. Accessories: Metal cup and color-coded elastic retainers of different retentive intensity. It also has a key for inserting and removing elastic components. Maximum precision and optimal GAP closure. Hermetic GAP closure. Maximum sealing security Morse taper with "cold welding" effect. Maximum surface hardness ensured by the TiN surface coating, in Titanium Nitride, which at the same time gives a golden appearance, warmer for the oral environment. Component made of Grade 5 titanium - Ti 6Al 4V alloy.

MIXED ANGLED BASE SYSTEMS

Versatility in its purest form exists: high-precision angular correction for fixed screw-retained prosthesis or Removable Prosthesis. Multipurpose bases with correction angles of 10°, 20° and 30°, and availability of transgingival heights up to 6 mm in 1 mm intervals.

ITS PRESENTATION AND COLOR CODES:



10°



20°



30°

MULTIPURPOSE ANGULAR CORRECTION

PLATFORMS	TRANSGINGIVAL AREA HEIGHTS	
	Angulation	
CS+ = Ø 2,50 mm	10°	CS+ BAU10
CM+ = Ø 3,00 mm	10°	CM+ BAU10
CL+ = Ø 3,40 mm	10°	CL+ BAU10
CS+ = Ø 2,50 mm	20°	CS+ BAU20
CM+ = Ø 3,00 mm	20°	CM+ BAU20
CL+ = Ø 3,40 mm	20°	CL+ BAU20
CS+ = Ø 2,50 mm	30°	CS+ BAU30
CM+ = Ø 3,00 mm	30°	CM+ BAU30
CL+ = Ø 3,40 mm	30°	CL+ BAU30



Angled bases for correction of disparallelisms between implants, indicated for multipurpose restoration, available in 10°, 20° and 30° angular inclination. Direct connection from Base to Implant using micro-thru screw. Supra-component connection using a fine pitch thread, with high stability. Supra-component emergence profile design, for different trans-gingival heights. Optimal GAP adjustment. Hermetic GAP closure. Maximum sealing security Morse taper with "cold welding" effect. Component made of Grade 5 titanium - Ti 6Al 4V alloy-. For LOC component, apply TiN coating.

ACCESSORIES AVAILABLE

PLATFORMS	TRANSGINGIVAL AREA HEIGHTS					
	1,5 mm	2 mm	3 mm	4 mm	5 mm	6 mm
PMU LINE	BAU PMU 15	BAU PMU 20	BAU PMU 30	BAU PMU 40	BAU PMU 50	BAU PMU 60
ATB LINE	BAU ATB 15	BAU ATB 20	BAU ATB 30	BAU ATB 40	BAU ATB 50	BAU ATB 60
LOC LINE	BAU LOC 15	BAU LOC 20	BAU LOC 30	BAU LOC 40	BAU LOC 50	BAU LOC 60



MICRO SCREWS

INTERNAL MICRO SCREWS

CS Ø 2,50 mm	CM = Ø 3,00 mm	CL = Ø 3,40 mm
CS.CS+TOR CLI	CM.CM+TOR CLI	CL.CL+TOR CLI



For PCI250 – CS platform: metric 1.4 mm. For PCI300 – CM platform: metric 1.6 mm. For PCI340 – CL platform: metric 2.0 mm. Socket hexagon: 1.25mm. Component made of Grade 5 titanium - Ti 6Al 4V alloy – Insert with: Manual Screwdriver 1.25 mm long or short, (DTM125 S / DTM125 L). Contra angle screwdriver 1.25 mm long or short, (DTC125 S / DTC125 L). Recommended torque: 20 Ncm for CS+ platform and 30 Ncm for CM,+ platform and 35-40 Ncm for CL+ platform.

ALL PROSTHETIC COMPONENTS WITH THE MAXIMUM PRECISION.

- Analog VIA.
- Digital flow.

System components designed for professional success, but above all, for the health of their patients.
Maximum predictability.



PMU connection (SLD cm/ SLD bm) MONOBODY

SLD CM Platform
SLD BM Platform
PMU platform

Connectivity

PLATFORMS Type Radhex PMU Ø4.5 mm



CICATRIZATION

The level of post-surgical protection is the basis of excellent cicatrization. Components designed for a high level of tissue protection and easy identification.

CLOSING COVERS

PLATFORMS

PMU	TAP-PMU450
-----	------------



Maximum Protection. Smooth, atraumatic edges. Color coded for platform identification. Maximum precision and hermetic GAP closure. Component made of Grade 5 titanium - Ti 6Al 4V alloy -

PROVISIONALIZATION

Whether immediate or deferred loading, the successful aesthetic and temporary restoration of teeth is based on a provisional abutment, which guarantees adequate formation of emergencies, favoring the generation of interproximal papillae and gingival seat for the pontics.

PROVISIONAL PILLARS

PLATFORMS

Rotary

No Rotary

PMU	PMU-PRO-C	PMU-PRO-H
-----	-----------	-----------



Serrated profile, micro-threaded with grooves and retentive design to ensure the adhesion and stability of acrylics or composites. Upper portion of chimney, extra thin to facilitate trimming by milling. Available in Rotary and antiRotary formats. Maximum precision and hermetic GAP closure. It is provided with an internal adjustment microscrew. Component made of Grade 5 titanium - Ti 6Al 4V alloy-. Suitable for intraoral welding with titanium bar.

ANALOG RECORDING AND TRANSFER

Registration method with open tray or closed tray, a perfect range of components designed for their interaction with tissues and impression elastomers, guarantee maximum precision in the transfer of clinical work to laboratory models.

TRANSFER PILLAR

PLATFORMS

Open Bucket

Closed Bucket

PMU	PMU-TRF C ABI + PMU-TOR LAB A	PMU-TRF C CER + PMU-TOR LAB C
	PMU-TRF H ABI + PMU-TOR LAB A	PMU-TRF H CER + PMU-TOR LAB C

For Open Bucket: Right-angle retentive profile with extra-long screw. For Closed Bucket Non-retentive profile, with smooth curves with long screw to close chimney. Flat facet for prosthetic indexing registration. Maximum stability for registration with elastomers or silicones. Complementary component: Long internal adjustment screw. Made of surgical stainless steel.



ANALOG REPLICAS

PLATFORMS

PMU	ANA PMU 450
-----	-------------



Retentive profile with diameter jumps calculated for optimal retention of impression printing material. Flat facet for fixing the prosthetic indexing record on the working model. Available for PMU Platform Implants. Component made of stainless steel.

PMU DIGITAL REGISTRATION AND TRANSFER

Radhex prosthetic components for digital restorations using CAD-CAM. Posts for scanning, Analog Replicas for the creation of digital models and Titanium bases – interface, are now available to be used in the design and development of the highest precision through the digital flow.

SCANBODIES

PLATFORMS	Rotary, (SCANB C)				No Rotary, (SCANB H)			
PMU	PMU-SCANB C H09	PMU-SCANB C H12	PMU+SCANB C H09	PMU+SCANB C H09	PMU-SCANB H H09	PMU-SCANB H H12	PMU+SCANB H H09	PMU+SCANB H H09



PEEK scan body on seat-to-platform base in anodized titanium. Two easy-to-read parallel and two perpendicular scanning facets for precise referencing and positional registration. It has two available heights, to facilitate intraoral digital impression according to the vertical dimension and mouth opening of the patient. Component made of peeky titanium Grade 5 - Ti 6Al 4V alloy-

DIGITAL ANALOG

PLATFORMS	
PMU	PMU-ANA0450 D



Digital Analog of Bottom-up Introduction in working model. Screwed transverse positioner for vertical stabilization and indexing control by locking fins in working model. Maximum precision and stability in working model.

TI BASIS INTERFACES – INTERMEDIATE PILLAR

PLATFORMS	Rotatory, (IFC)				No Rotatory, (IFH)			
PMU	PMU-IFC 0546	PMU-IFC 1546	PMU-IFC 3046	PMU-IFC 4046	PMU-IFH 0546	PMU-IFH 1546	PMU-IFH 3046	PMU-IFH 4046



Titanium Bases with an available height of 7 mm for adhesive retention, cuttable by milling with marks every 1 mm in height. Abutments profile with retentive micro grooves for secure adhesion of the prosthetic component. Trans-gingival emergence available in 0.5 mm, 1.5 mm, 3.0mm, and 6mm. Tall. Soft, anatomical and progressive emergence profile design to ensure the adequate behavior of peri-implant soft tissues. Available in Rotary and anti-Rotary formats as needed. Hermetic GAP closure. Component made of Grade 5 titanium - Ti 6Al 4V alloy – Provided with internal adjustment microcrew.

CEMENTED FIXED PROSTHESIS

Abutments designed for rehabilitation with direct-to-implant cemented prostheses with high aesthetic performance and occlusal stability; with anatomical emergencies to ensure the protection of long-term gingival health.

STRAIGHT MILLABLE ABUTMENTS

PLATFORMS	TRANSGINGIVAL AREA HEIGHTS					
	1 mm	2 mm	3 mm	4 mm	5 mm	5 mm
PMU	PMU-PIRC 1045	PMU-PIRC 2045	PMU-PIRC 3045	PMU-PIRC 4045	PMU-PIRC 5045	PMU-PIRC 6045
	PMU-PIRH 1045	PMU-PIRH 2045	PMU-PIRH 3045	PMU-PIRH 4045	PMU-PIRH 5045	PMU-PIRH 6045



Abutments with variable coronal height for adhesive retention. Millable abutment 7 mm high, with marks every 2 mm as a trimming guide. Convergence angle towards occlusal to ensure cementation stability of 10°. Variable trans-gingival emergence from 1 mm to 6 mm in height. Soft, anatomical and progressive emergence profile design. Maximum precision and hermetic GAP closure. Component made of Grade 5 titanium - Ti 6Al 4V alloy -. It is provided with an internal adjustment microcrew.

DIRECT SCREWED FIXED PROSTHESIS

Maximum precision abutments, for prostheses screwed directly to implants. The highest aesthetic, functional and biological performance, guaranteeing long-term health and restorative stability.

TOTAL BURNABLES

PLATFORMS	Rotary	No Rotary
PMU	CAC-PMU 0450	CAH-PMU 0450



External profile with retentive micro-threading to facilitate waxing. Preformed trans-gingival emergence 1 mm high. Available in Rotary, (white), and anti-Rotary, (Red) format. Hermetic GAP closure. Made of Polyacetal. Complementary component: Internal adjustment microcrew.

MICRO SCREWS

INTERNAL MICRO SCREWS

PMU

PMU-TOR CLI



PMU TOR CLI: metric 1.8 mm. Socket hexagon: 1.25mm. Component made of Grade 5 titanium - Ti 6Al 4V alloy-
Insert with: Manual Screwdriver 1.25 mm long or short, (DTM125 S / DTM125 L). Contra angle screwdriver 1.25 mm long or short, (DTC125 S / DTC125 L).
Recommended torque: 35 for ES platform and 40 Ncm for EM platform. Recommended torque: 35 to 40 Ncm for IS and IM platform. Recommended torque: 35-40 Ncm



Environmental quality control in the productive area

Maximum environmental control in the product packaging area.

The packaging procedure for Radhex ® dental implants is carried out within strict control of the quality and purity of the air in the environment where the process takes place.

For this we have a Clean Room, with ISO 8 quality in accordance with the established regulations, which through the application of laminar flow in the cabin, allows us to reach an ISO 5 standard in the product packaging environment.

This allows maintaining a maximum level of purity control in the environment where the packaging process of dental implants takes place, a product that after this process will undergo a validated irradiation sterilization process.

This achieves the fulfillment of two main objectives:

- 1- Guarantee a rigorously controlled environment, free of contaminating particles.
- 2- Guarantee the strictest microbiological control within the application of the packaging process.

Ensuring, through the respective particle and microbiological tests, the greatest asepsis and decontamination of the work and processing area.

SLD c/ SLD b Connection MONOBODY

SLD C Platform
SLD B platform

Connectivity

Root type cementable abutment - Try 10° convergence



PROVISIONALIZATION

Whether immediate or delayed loading, the successful aesthetic and temporary restoration of teeth is based on a provisional abutment, which guarantees adequate emergency conformation, favoring the generation of interproximal papillae and gingival seat for the pontics.

PROVISIONAL PILLARS

PLATFORMS	Rotary	No Rotary
SLD	SLD PRO R	SLD PRO NR

Serrated profile, micro-threaded with grooves and retentive design to ensure the adhesion and stability of acrylics or composites. Upper portion of chimney, extra thin to facilitate trimming by milling. Trans-gingival emergence of 1 mm height. Available in Rotary and antiRotary formats. Maximum precision and hermetic GAP closure. It is provided with an internal adjustment microscrew. Component made of Grade 5 titanium - Ti 6Al 4V alloy - Suitable for intraoral welding with a titanium bar.



ANALOG RECORDING AND TRANSFER

Registration method with Open Bucket or Closed Bucket, a perfect range of components designed for their interaction with tissues and impression elastomers, guaranteeing maximum precision in the transfer of clinical work to laboratory models.

TRANSFER PILLAR

PLATFORMS	Open Bucket	Closed Bucket
SLD	TRFC-PMU450 ABI + PMU-TOR LAB A	TRFC-PMU CER + PMU-TOR LAB C

For Closed Bucket Highly retentive profile, for elastomer retention. Channels for prosthetic indexing registration. Maximum stability for registration with elastomers or silicones. Component made of Grade 5 titanium - Ti 6Al 4V alloy -



ANALOG REPLICAS

PLATFORMS	
SLD	SLD-ANA C

Retentive profile with diameter jumps calculated for optimal retention of impression printing material. Flat facet for fixing the prosthetic indexing record on the working model. Available for SLD cementable abutment implants. Component made of stainless steel.



CEMENTED FIXED PROTHESIS

Abutments designed for rehabilitation with direct-to-implant cemented prostheses with high aesthetic performance and occlusal stability; with anatomical emergencies to ensure the protection of long-term gingival health.

STRAIGHT MILLABLE ABUTMENTS

PLATFORMS	TRANSGINGIVAL AREA HEIGHTS			
	0 mm	1 mm	2 mm	3 mm
SLD	SLD PIR 0045S	SLD PIR 1045S	SLD PIR 2045S	
	SLD PIR 0045M	SLD PIR 1045M	SLD PIR 2045M	SLD PIR 3045M
	SLD PIR 0045L	SLD PIR 1045L	SLD PIR 2045L	SLD PIR 3045L

Abutments with variable coronal height for adhesive retention. Convergence angle towards occlusal to ensure cementation stability. Variable trans-gingival emergence from 0 mm to 3 mm in height. Soft, anatomical and progressive emergence profile design. Maximum precision and hermetic GAP closure. Component made of Grade 5 titanium - Ti 6Al 4V alloy -



TOTAL BURNABLES

PLATFORMS	Rotary	No Rotary
SLD	SLD CAC	SLD CAH

External profile with retentive micro grooves to identify height. Available in Rotary, (white), and anti-Rotary, (Red) format. Hermetic GAP closure. Made of Polyacetal.





Retention & Accuracy

Comfort & Aesthetics



Accessories

Prosthetic Attachments

LOC (Locator) Connection
 ATB connection (spherical attachments)



REMOVABLE PROSTHESIS

The safest therapeutic option, with excellent clinical results and optimal maintenance of chewing function in rehabilitations with overdentures.

ATTACHES ESFÉRICOS

PLATFORMS



2.5 mm diameter retentive sphere, equipped with an internal hexagon for applying threading torque. Reduced neck that connects with the trans-gingival section without anti-rotating geometries, demarcating a soft profile that facilitates the maintenance of hygiene by the patient. Variable trans-gingival emergence from 2mm, up to 6mm in height in 1mm intervals. Soft, anatomical and progressive emergence profile design to ensure the adequate behavior of peri-implant soft tissues. Accessories: Metal cup and color-coded elastic retainers of different intensity. Maximum precision and optimal GAP closure. Component made of Grade 5 titanium - Ti 6Al 4V alloy -

PROSTHESIS LOCATOR ATTACHMENTS

PLATFORMS



Convex-retentive waist of 0.9 mm in height, ensuring maximum retention in a minimum height travel, and equipped with an internal triangular connection for application of threading torque. Neck that connects with trans-gingival section demarcating a soft profile that facilitates the maintenance of hygiene by the patient. Variable trans-gingival emergence from 2mm, up to 6mm in height in 1mm intervals. Smooth, straight emergence profile design to ensure adequate placement maneuver of elastic components processed indirectly in the laboratory or directly in the patient's mouth. Accessories: Metal cup and color-coded elastic retainers of different retentive intensity. It also has a key for inserting and removing elastic components. Maximum precision and optimal GAP closure. Maximum surface hardness ensured by the TiN surface coating, in Titanium Nitride, which at the same time gives a golden appearance, warmer for the oral environment. Component made of Grade 5 titanium - Ti 6Al 4V alloy -

TORQUE CHART

PHE 350 Type



PHE 410 Type PHEA 410 Type



Scar covers, Transfers and Shapers Gingivals Restoration Temporary or Provisional Definitive Unitary Restoration ^{*1} Definitive Multiple Restoration ^{*2} Screw Retained Restoration Definitive Hint ^{*3}

15 Ncm	20 Ncm	35 Ncm	35 Ncm	35 Ncm	M1.6 ES-TOR micro screws Metric diameter 1.6 mm
15 Ncm	20 Ncm	35 Ncm	35 Ncm	35 Ncm	

PHI Type PHIA Type PHIA+ Type



Scar covers, and shapers Gingivals Restoration Temporary or Provisional Definitive Unitary Restoration ^{*1} Definitive Multiple Restoration ^{*2} Screw Retained Restoration Definitive Hint ^{*3}

15 Ncm	15/20 Ncm	35 Ncm	35 Ncm	35 Ncm	M1.8 HI-TOR micro screws Metric diameter 1.8 mm
15 Ncm	15/20 Ncm	35 Ncm	35 Ncm	35 Ncm	

PCI 230 Type PCI+ 250 Type



PCI 280 Type PCI+ 300 Type



PCI 350 Type PCI+ 340 Type



Scar covers, Transfers and Shapers Gingivals Restoration Temporary or Provisional Definitive Unitary Restoration ^{*1} Definitive Multiple Restoration ^{*2} Screw Retained Restoration Definitive Hint ^{*3}

15 Ncm	15 Ncm	20 Ncm	20 Ncm	35 Ncm	M1.4 CS,CS+TOR micro screws Metric diameter 1.4 mm
15 Ncm	20 Ncm	35 Ncm	35 Ncm	35 Ncm	
15 Ncm	20 Ncm	35 Ncm	35 Ncm	35 Ncm	M1.6 CM,CM+TOR micro screws Metric diameter 1.6 mm
15 Ncm	20 Ncm	35 Ncm	35 Ncm	35 Ncm	
15 Ncm	20 Ncm	35 Ncm	35 Ncm	35 Ncm	M2.0 CL,CL+TOR micro screws Metric diameter 2.0 mm
15 Ncm	20 Ncm	35 Ncm	35 Ncm	35 Ncm	

SLD+ PLUS Type



Scar covers, and shapers Gingivals Restoration Temporary or Provisional Definitive Unitary Restoration ^{*1} Definitive Multiple Restoration ^{*2} Screw Retained Restoration Definitive Hint ^{*3}

15 Ncm	15/20 Ncm	35 Ncm	35 Ncm	35 Ncm	M1.8 EM-TOR micro screws Metric diameter 1.8 mm
15 Ncm	15/20 Ncm	35 Ncm	35 Ncm	35 Ncm	

*1 (Screwed on implant)

*2 (Screwed on implant)

*3 (Screwed on PMU)



Valid from December 2023 until the publication of a new Catalog. -Ed 2023.12 - Printed in Spain.

Inmet Garnick S.A. Industry all rights are reserved.

No part of this documentation may be reproduced, stored in any media or reproduction system, or transmitted in any way, in any way, or under any circumstances, electronically, mechanically, in photocopying, recording or in any other way not contemplated herein without the permission of the owner of the trademark, publishing and printing rights.

Radhex Implants®, the Radhex Implants® logo are registered trademarks owned by Inmet Garnick S.A. and/or associates.

The rest of the brands mentioned are the property of their respective owners, and Inmet Garnick S.A. does not retain any rights. relationship with them or with the aforementioned brands.

Inmet Garnick S.A. reserves the right to modify the references contained in this catalog, increasing or decreasing them in quantity, or modifying them, at any time, without prior communication.

The contents included in this catalog are the most updated at the time of publication. Check with the company if there are subsequent updates. Not all of our products are available for sale. Check availability for each component.

Unless otherwise specified or clearly inferred from the context in some cases, product images do not necessarily appear to scale.

Quality Abutments



comercial@radhex.es
900 350 450
www.radhex.es



© RADHEX_IMPLANTS/RADHEX-IMPLANTS

